

Contents

American National Standards

Call for Comment on Standards Proposals	2
Call for Members (ANS Consensus Bodies)	11
Final Actions	14
Project Initiation Notification System (PINS)	16
ANSI-Accredited Standards Developers Contact Information	28

International Standards

ISO Draft Standards	30
ISO Newly Published Standards	31
Registration of Organization Names in the U.S.	32
Proposed Foreign Government Regulations	32
Information Concerning	33

American National Standards

Call for comment on proposals listed

This section solicits public comments on proposed draft new American National Standards, including the national adoption of ISO and IEC standards as American National Standards, and on proposals to revise, reaffirm or withdraw approval of existing American National Standards. A draft standard is listed in this section under the ANSI-accredited standards developer (ASD) that sponsors it and from whom a copy may be obtained. Comments in connection with a draft American National Standard must be submitted in writing to the ASD no later than the last day of the comment period specified herein. Such comments shall be specific to the section(s) of the standard under review and include sufficient detail so as to enable the reader to understand the commenter's position, concerns and suggested alternative language, if appropriate. Please note that the ANSI Executive Standards Council (ExSC) has determined that an ASD has the right to require that interested parties submit public review comments electronically, in accordance with the developer's procedures.

Ordering Instructions for "Call-for-Comment" Listings

1. **Order from the organization indicated for the specific proposal.**
2. **Use the full identification in your order, including the BSR prefix; for example, Electric Fuses BSR/SAE J554.**
3. **Include remittance with all orders.**
4. **BSR proposals will not be available after the deadline of call for comment.**

Comments should be addressed to the organization indicated, with a copy to the Board of Standards Review, American National Standards Institute, 25 West 43rd Street, New York, NY 10036. Fax: 212-840-2298; e-mail: psa@ansi.org

* Standard for consumer products

Comment Deadline: March 25, 2012

NAHBRC (NAHB Research Center, Inc.)

Revisions

BSR/ICC 700-201x, National Green Building Standard (revision of ANSI/ICC 700-2008)

The provisions of this Standard shall apply to design and construction of the residential portion(s) of any building, not classified as an institutional use, in all climate zones. This Standard shall also apply to subdivisions, building sites, building lots, accessory structures, and the residential portions of alterations, additions, renovations, mixed-use buildings, and historic buildings.

[Click here to see these changes in full, or look at the end of "Standards Action."](#)

Send comments (with copy to psa@ansi.org) to: standards@nahbrc.com

NSF (NSF International)

Revisions

- * BSR/NSF 61-201x (i99), Drinking Water System Components: Health Effects (revision of ANSI/NSF 61-2011)

The proposed revision is to specify the evaluation criterion for fire sprinklers and associated fittings that are used in piping systems intended to serve both drinking water and fire protection needs under section 4 of NSF/ANSI 61.

[Click here to see these changes in full, or look at the end of "Standards Action."](#)

Send comments (with copy to psa@ansi.org) to: Monica Leslie, (734) 827-5643, mleslie@nsf.org

- * BSR/NSF 173-201x (i43), Dietary Supplements (revision of ANSI/NSF 173-2011)

Issue 43: The purpose of this ballot is to modify NSF/ANSI 173 to allow NSF International increased flexibility in selecting finished product claims for analysis based on the number of finished product claims and ingredients present on the product label.

[Click here to see these changes in full, or look at the end of "Standards Action."](#)

Send comments (with copy to psa@ansi.org) to: Joan Hoffman, (734) 769-5159, jhoffman@nsf.org

UL (Underwriters Laboratories, Inc.)

New Standards

BSR/UL 710-201x, Standard for Safety for Exhaust Hoods for Commercial Cooking Equipment (new standard)

ANSI Approval of UL 710 (Recirculation).

[Click here to see these changes in full, or look at the end of "Standards Action."](#)

Send comments (with copy to psa@ansi.org) to: Raymond Suga, (631) 546-2593, Raymond.M.Suga@ul.com

Revisions

BSR/UL 496-201x, Standard for Safety for Lampholders (revision of ANSI/UL 496-2010)

The following changes in requirements to the Standard for Lampholders, UL 496, are being proposed:

- (1) Add peak voltage requirement equal to pulse rating for test potential of lampholders made of inorganic material;
- (2) Clarify RTI temperature marking to avoid interference with IEC T-marking;
- (3) Revision to the scope of the standard to clarify that outlet-box lampholders with shades are not covered;
- (4) Addition of ratings for GU24 lampholders;
- (5) Addition of test method for Switched GU24 Lampholders;
- (6) Revision of mold stress-relief test method to address temperature-rated fluorescent lampholders;
- (7) Clarification of Mechanical Properties Test for bipin lampholders for use with instant-start electronic ballast;
- (8) Clarification of the application of the 'I' in a circle lampholder marking;
- (9) Clarify terminology in 4.2.2.1; and
- (10) Revise potential used in the testing of pulse-rated lampholders.

[Click here to see these changes in full, or look at the end of "Standards Action."](#)

Send comments (with copy to psa@ansi.org) to: Heather Sakellariou, (847) 664-2346, Heather.Sakellariou@ul.com

- * BSR/UL 499-201x, Standard for Electric Heating Appliances (revision of ANSI/UL 499-2011)

1. Heating Appliances generating ultraviolet (UV) radiation.

[Click here to see these changes in full, or look at the end of "Standards Action."](#)

Send comments (with copy to psa@ansi.org) to: Amy Walker, (847) 664-2023, Amy.K.Walker@ul.com

- * BSR/UL 859-201x, Standard for Safety for Household Electric Personal Grooming Appliances (revision of ANSI/UL 859-2007a)

To resolve comments received by UL to the following proposals for UL 859, which was originally published on September 23, 2011:

- (a) Delete Appendix A and to include component requirements in the body of the Standard; and
- (b) Add requirements for the evaluation of ionizers in household grooming appliances.

[Click here to see these changes in full, or look at the end of "Standards Action."](#)

Send comments (with copy to psa@ansi.org) to: Derrick Martin, (408) 754-6656, Derrick.L.Martin@ul.com

- * BSR/UL 943-201x, Standard for Safety for Ground-Fault Circuit-Interrupters (Bulletin dated February 24, 2012) (revision of ANSI/UL 943-2010a)

GFCI Self-Test and Power Denial.

[Click here to see these changes in full, or look at the end of "Standards Action."](#)

Send comments (with copy to psa@ansi.org) to: Edward Minasian, (631) 546-3305, Edward.D.Minasian@ul.com

Comment Deadline: April 9, 2012

APCO (Association of Public-Safety Communications Officials-International)

New Standards

BSR/APCO 3.102.1-200x, Core Competencies and Minimum Training Standards for Public Safety Communications Supervisor (new standard)

This candidate standard identifies the core competencies and minimum training requirements for Public Safety Communications Supervisors. This position is typically tasked with managing daily operations, performing administrative duties and maintaining employee relations. This position provides leadership and guidance to employees in order to achieve the Agency's mission, while providing service to the public and emergency responders.

Single copy price: Free

Obtain an electronic copy from: standards@apointl.org

Order from: Crystal McDuffie, (919) 625-6864, mcduffiec@apointl.org

Send comments (with copy to psa@ansi.org) to: Same

ASQ (ASC Z1) (American Society for Quality)

New National Adoptions

BSR ASQ/ISO 19011-201x, Guidelines for Auditing Management Systems (identical national adoption of ISO 19011:2011)

This International Standard provides guidance on auditing management systems, including the principles of auditing, managing an audit programme and conducting management system audits, as well as guidance on the evaluation of competence of individuals involved in the audit process, including the person managing the audit programme, auditors and audit teams.

Single copy price: \$ 163.00

Obtain an electronic copy from: standards@asq.org

Order from: Angela Harris, 800-248-1946, standards@asq.org

Send comments (with copy to psa@ansi.org) to: same

AWS (American Welding Society)

Revisions

BSR/AWS D15.2/D15.2M:201x, Recommended Recommended Practices for Welding of Rails and Related Rail Components for Use by Rail Vehicles (revision and redesignation of ANSI/AWS D15.2-2003)

This document recommends the minimum standards for the welding of rails and related rail components used by rail vehicles. Repair procedures for rails and austenitic manganese steel components are covered. Thermitic welding and electric flash welding guidelines are discussed. Procedure qualification, welder qualification, and general welding safety procedures are addressed.

Single copy price: \$ 38.50

Obtain an electronic copy from: roneill@aws.org

Order from: Rosalinda O'Neill, (305) 443-9353, roneill@aws.org

Send comments (with copy to psa@ansi.org) to: Andrew Davis, (305) 443-9353, Ext. 466, adavis@aws.org; roneill@aws.org

CSA (CSA America, Inc.)

Reaffirmations

- * BSR Z21.75-2007 (R201x), BSR Z21.75a-2009 (R201x), Connectors for Outdoor Gas Appliances and Manufactured Homes (Same as CSA 6.27) (reaffirmation of ANSI Z21.75-2007, ANSI Z21.75a-2008)

Details test and examination criteria for connectors suitable for non-rigid connection of outdoor gas appliances not frequently moved after installation, or manufactured (mobile) homes to gas supply lines containing natural, manufactured, mixed and liquefied petroleum (LP) gases and LP gas-air mixtures at pressures not in excess of 1/2 psi (3.5 kPa). These connectors shall have a nominal length of not less than 1 foot nor more than 6 feet.

Single copy price: \$ 225.00

Obtain an electronic copy from: cathy.rake@csa-america.org

Order from: Cathy Rake, (216) 524-4990, cathy.rake@csa-america.org

Send comments (with copy to psa@ansi.org) to: Same

CSAA (Central Station Alarm Association)

New Standards

BSR/CSAA CS-PERS-01-200x, Central Station Personal Emergency Response Systems Procedures (new standard)

This standard creates a uniform way for central stations to respond to Personal Emergency Response Systems (PERS) products that are installed in customer's homes. This would cover, from the central station perspective, recommended dialogue with the customer, recommended dialogue with Emergency Medical Responders, recommended information retained at the central station, and recommended procedures for handling various forms of calls, both emergency and non-emergency.

Single copy price: Free

Order from: Monique Talbot, (703) 242-4670 Ext. 16, communications@csaintl.org

Send comments (with copy to psa@ansi.org) to: communications@csaintl.org

HL7 (Health Level Seven)

Revisions

BSR/HL7 V3 RIM, R4-201x, HL7 Version 3 Standard: Reference Information Model, Release 4 (revision and redesignation of ANSI/HL7 V3 RIM, R3-2011)

The Reference Information Model (RIM) is balloted each year under the American National Standards Institute continuous Maintenance process. This is the first round of Normative balloting for RIM, Release 4. The prior document passed in November 2010.

Single copy price: Free (HL7 members), \$705.00 (non-members)

Obtain an electronic copy from: Karenvan@HL7.org

Order from: Karen Van Hentenryck, (734) 677-7777 Ext 104, Karenvan@HL7.org

Send comments (with copy to psa@ansi.org) to: Same

IAPMO (International Association of Plumbing & Mechanical Officials)

Revisions

* BSR/IAPMO USPSHTC 1-201x, Uniform Swimming Pool, Spa & Hot Tub Code (revision of ANSI/IAPMO USPSHTC 1-2009)

The provisions of this code shall apply to the erection, installation, alteration, addition, repair, relocation, replacement, addition to, use, maintenance, use of any swimming pool, spa or hot tub system.

Single copy price: \$ 15.00

Obtain an electronic copy from: alma.ramos@iapmo.org

Order from: Alma Ramos

Send comments (with copy to psa@ansi.org) to: Lynne Simnick, (909) 472-4110, lynne.simnick@iapmo.org

ITI (INCITS) (InterNational Committee for Information Technology Standards)

New National Adoptions

INCITS/ISO/IEC 9075-9-2008/Cor 1-201x, formation technology - Database languages - SQL - Part 9: Management of External Data (SQL/MED) - Technical Corrigendum 1 (identical national adoption of ISO/IEC 9075-9:2008/Cor 1:2010)

This is the first Technical Corrigendum to ISO/IEC 9075-9: 2008 that defines extensions to SQL to support management of external data through the use of foreign-data wrappers and datalink types.

Single copy price: Free

Obtain an electronic copy from: ANSI; (<http://webstore.ansi.org/>)

Order from: IHS Global; (<http://www.global.ihs.com>)

Send comments (with copy to psa@ansi.org) to: Barbara Bennett, (202) 626-5743, bbennett@itic.org

INCITS/ISO/IEC 9075-10-2008/Cor 1-201x, Information technology - Database languages - SQL - Part 10: Object Language Bindings (SQL/OLB) - Technical Corrigendum 1 (identical national adoption of ISO/IEC 9075-10:2008/Cor 1:2010)

This is the first Technical Corrigendum to ISO/IEC 9075-10: 2008 that defines extensions to the SQL language to support embedding of SQL statements into programs written in the Java programming language (Java is a registered trademark of Sun Microsystems, Inc.). In addition, it specifies mechanisms to ensure binary portability of resulting applications.

Single copy price: Free

Obtain an electronic copy from: ANSI; (<http://webstore.ansi.org/>)

Order from: IHS Global; (<http://www.global.ihs.com>)

Send comments (with copy to psa@ansi.org) to: Barbara Bennett, (202) 626-5743, bbennett@itic.org

INCITS/ISO/IEC 9075-13-2008/Cor 1-201x, Information technology - Database languages - SQL - Part 13: SQL Routines and Types Using the Java (TM) Programming Language (SQL/JRT) - Technical Corrigendum 1 (identical national adoption of O/IEC 9075-13:2008/Cor 1:2010)

This is the first Technical Corrigendum to ISO/IEC 9075-13:2008 that specifies the ability to invoke static methods written in the Java programming language as SQL-invoked routines and to use classes defined in the Java programming language as SQL structured user-defined types. (Java is a registered trademark of Sun Microsystems, Inc.)

Single copy price: Free

Obtain an electronic copy from: ANSI; (<http://webstore.ansi.org/>)

Order from: IHS Global; (<http://www.global.ihs.com>)

Send comments (with copy to psa@ansi.org) to: Barbara Bennett, (202) 626-5743, bbennett@itic.org

NEMA (ASC C50) (National Electrical Manufacturers Association)

New Standards

BSR C50.41-201x, Polyphase Induction Motors for Power Generating Stations (new standard)

The requirements in this standard apply to Polyphase induction motors intended for use in power generating stations, including the following:

- (a) Frame size larger than NEMA 440 series;
- (b) Squirrel-cage type;
- (c) Single speed or multispeed;
- (d) Horizontal or vertical construction; and
- (e) Form wound.

Single copy price: \$ 62.00

Order from: http://global.ihs.com/search_res.cfm?RID=NEMA&input_doc_number=ansi_c50.41

Send comments (with copy to psa@ansi.org) to: Bill Buckson, (703) 841-3288, bil_buckson@nema.org

Revisions

BSR NEMA MG1-201x, Motors and Generators (revision of ANSI NEMA MG 1-2009, Revision 1-2010)

Assists users in the proper selection and application of motors and generators. Practical information concerning performance, safety, test, construction and manufacture of ac and dc motors and generators.

Single copy price: \$ 329.00

Order from: http://global.ihs.com/search_res.cfm?RID=NEMA&input_doc_number=nema_mg_1

Send comments (with copy to psa@ansi.org) to: Bill Buckson, (703) 841-3288, bil_buckson@nema.org

SPRI (Single Ply Roofing Institute)**New Standards**

BSR/SPRI/RCI NT-1-201x, Detection and Location of Latent Moisture in Building Roofing Systems by Nuclear Radioisotopic Thermalization (new standard)

This standard provides a minimum set of procedures for conducting surveys of moisture in membrane roofing systems, and for analyses of the data obtained in such surveys. Included are operating procedures, operator qualifications, verification, and reporting procedures.

Single copy price: \$ 5.00

Order from: info@spri.org

Send comments (with copy to psa@ansi.org) to: Linda King, (781) 647-7026, info@spri.org

UL (Underwriters Laboratories, Inc.)**New Standards**

BSR/UL 1412-201x, Standard for Safety for Fusing Resistors and Temperature-Limited Resistors for Radio- and Television-Type Appliances (new standard)

ANSI approval of UL 1412, which covers fusing resistors and temperature-limited resistors to be employed in radio- and television-type appliances. These requirements also apply to resistor mounting assemblies intended for use with such resistors. These requirements cover fusing resistors and temperature-limited resistors for use in radio- and television-type appliances in circuits that do not involve potentials greater than 2500 V peak.

Single copy price: Contact comm2000 for pricing and delivery options

Obtain an electronic copy from: <http://www.comm-2000.com>

Order from: comm2000

Send comments (with copy to psa@ansi.org) to: Barbara Davis, (408) 754-6722, Barbara.J.Davis@ul.com

BSR/UL 6420-201x, Standard for Safety for Equipment Used for System Isolation and Rated as a Single Unit (new standard)

Covers revisions to the proposed first edition of UL 6420 based on comments received.

Single copy price: Contact comm2000 for pricing and delivery options

Obtain an electronic copy from: <http://www.comm-2000.com>

Order from: comm2000

Send comments (with copy to psa@ansi.org) to: Megan Sepper, (847) 664-3411, Megan.M.Sepper@ul.com

Revisions

- * BSR/UL 474-201x, Standard for Safety for Dehumidifiers (revision of ANSI/UL 474-2009)

The following topics are being recirculated:

- (2) Deletion of component section and addition of basic component requirements paragraphs;
- (8) Revision of flammability requirements of polymeric materials with respect to dehumidifiers being a stationary device; and
- (10) Addition of glossary terms and requirements for arc-fault circuit interrupter (AFCI) and leakage current detector interrupter (LCDI).

Single copy price: Contact comm2000 for pricing and delivery options

Obtain an electronic copy from: <http://www.comm-2000.com>

Order from: comm2000

Send comments (with copy to psa@ansi.org) to: Jeff Prusko, (847) 664-3416, jeffrey.prusko@ul.com

- * BSR/UL 2021-201x, Standard for Safety for Fixed and Location-Dedicated Electric Room Heaters (revision of ANSI/UL 2021-2010a)

- (1) Addition and revision of requirements to relocate component standard references from Appendix A into the body of the standard as component requirements;
- (2) Deletion of obsolete asbestos wire and reference to asbestos material;
- (3) Additional requirements for switches serving as disconnect means of fixed electric room heaters;
- (4) Field mounting of heating elements; and
- (5) Revision to 26.1 to include an exception to the audible/visual alarm requirement for heaters that employ certain types of over-temperature limit controls.

Single copy price: Contact comm2000 for pricing and delivery options

Obtain an electronic copy from: <http://www.comm-2000.com>

Order from: comm2000

Send comments (with copy to psa@ansi.org) to: Mitchell Gold, (847) 664-2850, Mitchell.Gold@ul.com

- * BSR/UL 8750-201x, Standard for Safety for Light Emitting Diode (LED) Equipment for Use in Lighting Products (revision of ANSI/UL 8750 -2011a)

The following changes in requirements to UL 8750, are being proposed:

- (1) Conductors in Class 2 & LVLE circuits;
- (2) Printed-wiring boards connected to energy limited circuits;
- (3) Thermocouple securement;
- (4) Propose additional marking methods to 9.1.2;
- (5) Update requirements for components to interconnect Class 1 and Class 2 circuits;
- (6) Revise definition of power limited circuit to remove reference to Canadian Electrical Code (CEC);
- (7) Add Appendix B as Addendum to Clause 4.1(b) for application of requirements in UL 60950-1 and UL 8750 for LED drivers;
- (8) Revise environmental considerations for damp and wet location units in 5.2 and 5.3;
- (9) Add requirements for conduit and miscellaneous knockouts;
- (10) Add Relative Thermal Index (RTI) requirements for LED package polymeric materials;
- (11) Clarify requirements for protective devices; and
- (12) Revise requirements for abnormal tests.

Single copy price: Contact comm2000 for pricing and delivery options

Obtain an electronic copy from: <http://www.comm-2000.com>

Order from: comm2000

Send comments (with copy to psa@ansi.org) to: Heather Sakellariou, (847) 664-2346, Heather.Sakellariou@ul.com

Comment Deadline: April 24, 2012

Reaffirmations and withdrawals available electronically may be accessed at: webstore.ansi.org

ASHRAE (American Society of Heating, Refrigerating and Air-Conditioning Engineers, Inc.)

Revisions

BSR/ASHRAE Standard 118.1-200x, Method of Testing for Rating Commercial Gas, Electric and Oil Service Water Heating Equipment (revision of ANSI/ASHRAE Standard 118.1-2008)

This revision of Standard 118.1-2008 updates the references, revises the definitions of Type IV and Type V equipment, revises the test methods and performance calculations for all heat pump water heaters, adds appendix B4 to include heat transfer calculations for direct geoechange and water source heat pump water heaters, and adds appendix B5 to establish test conditions for all heat pump water heaters.

Single copy price: \$ 35.00

Obtain an electronic copy from: <http://www.ashrae.org/standards-research--technology/public-review-drafts>

Order from: standards.section@ashrae.org

Send comments (with copy to psa@ansi.org) to: <http://www.ashrae.org/standards-research--technology/public-review-drafts>

ASME (American Society of Mechanical Engineers)

Reaffirmations

BSR/ASME A112.3.1-2007 (R201x), Stainless Steel Drainage Systems for Sanitary DWV, Storm, and Vacuum Applications, Above and Below Ground (reaffirmation of ANSI/ASME A112.3.1-2007)

This Standard establishes material, dimensions, mechanical, and physical (including marking) requirements for socket-type, seam-welded, stainless steel pipe, fittings, joints, and drains for use in plumbing sanitary and storm, drain, waste, and vent (DWV), and vacuum systems. It includes minimum requirements for workmanship, dimensions, weld strength, pressure testing, and marking that incorporates a push-fit joining method.

Single copy price: \$ 42.00

Order from: For Reaffirmations and Withdrawn standards please view our catalog at <http://www.asme.org/kb/standards>

ASSE (ASC A10) (American Society of Safety Engineers)

Revisions

BSR/ASSE A10.46-201X, Hearing Loss Prevention for Construction and Demolition Workers (revision of ANSI/ASSE A10.46-2007)

This standard is intended to help employers prevent occupational hearing loss among construction and demolition workers. (Please note this is a minor change in scope from the existing 2007 version of the standard.)

Single copy price: \$ 50.00

Obtain an electronic copy from: TFisher@ASSE.Org

Order from: Timothy Fisher, (847) 768-3411, TFisher@ASSE.org

Send comments (with copy to psa@ansi.org) to: same

NFPA Fire Protection Standards Documentation

NFPA (National Fire Protection Association)

Comment Deadline: April 6, 2012

See [page 10](#) for introduction and instructions.

New Standards

BSR/NFPA 1917-201x, Standard for Automotive Ambulance (new standard)

Defines the requirements for new automotive ambulances designed to be used under emergency conditions to provide medical treatment and transportation of sick or injured people to appropriate medical facilities.

BSR/NFPA DS 1128-201x, Draft Standard for Standard Method of Fire Test for Flame Breaks (new standard)

This method of fire test for flame breaks is applicable to materials intended to be used as flame breaks complying with NFPA 1124, Code for the Manufacture, Transportation, Storage, and Retail Sales of Fireworks and Pyrotechnics Articles. The performance of the flame break is determined by evaluating the ability of the flame break to resist the passage of fire during a standard fire exposure.

BSR/NFPA DS 1129-201x, Draft Standard for Standard Method of Fire Test for Covered Fuse on Consumer Fireworks (new standard)

This standard describes a method for determining that consumer fireworks being offered for sale to consumers in a retail sales area contain a material over an ignition fuse or ignition point that complies with the requirements for covered fuse in NFPA 1124, Code for the Manufacture, Transportation, Storage, and Retail Sales of Consumer Fireworks and Pyrotechnic Articles.

Revisions

BSR/NFPA 13-201x, Standard for the Installation of Sprinkler Systems (revision of ANSI/NFPA 13-2010)

This standard provides a range of sprinkler system approaches, design development alternatives, and component options that are all acceptable. Building owners and their designated representatives are advised to carefully evaluate proposed selections for appropriateness and preference. This standard shall provide the minimum requirements for the design and installation of automatic fire sprinkler systems and exposure protection sprinkler systems covered within this standard. This standard is written with the assumption that the sprinkler system shall be designed to protect against a single fire originating within the building.

BSR/NFPA 13D-201x, Standard for the Installation of Sprinkler Systems in One- and Two-Family Dwellings and Manufactured Homes (revision of ANSI/NFPA 13D-2010)

This standard shall cover the design, installation, and maintenance of automatic sprinkler systems for protection against the fire hazards in one- and two-family dwellings and manufactured homes. This standard assumes that the sprinkler system is designed to protect against a fire originating from a single ignition location.

BSR/NFPA 13R-201x, Standard for the Installation of Sprinkler Systems in Residential Occupancies up to and Including Four Stories in Height (revision of ANSI/NFPA 13R-2010)

This standard provides the minimum requirements for the design, installation, and system acceptance testing of water spray fixed systems for fire protection service and the minimum requirements for the periodic testing and maintenance of ultra high-speed water spray fixed systems. Water spray fixed systems shall be specifically designed to provide for effective fire control, extinguishment, prevention, or exposure protection.

BSR/NFPA 20-201x, Standard for the Installation of Stationary Pumps for Fire Protection (revision of ANSI/NFPA 20-2010)

This standard deals with the selection and installation of pumps supplying liquid for private fire protection. The scope of this document shall include liquid supplies; suction, discharge, and auxiliary equipment; power supplies, including power supply arrangements; electric drive and control; diesel engine drive and control; steam turbine drive and control; and acceptance tests and operation.

BSR/NFPA 24-201x, Standard for the Installation of Private Fire Service Mains and Their Appurtenances (revision of ANSI/NFPA 24-2010)

This standard shall cover the minimum requirements for the installation of private fire service mains and their appurtenances supplying the following:

- (1) Automatic sprinkler systems;
- (2) Open sprinkler systems;
- (3) Water spray fixed systems;
- (4) Foam systems;
- (5) Private hydrants;
- (6) Monitor nozzles or standpipe systems with reference to water supplies; and
- (7) Hose houses.

This standard shall apply to combined service mains used to carry water for fire service and other uses.

BSR/NFPA 51-201x, Standard for the Design and Installation of Oxygen-Fuel Gas Systems for Welding, Cutting, and Allied Processes (revision of ANSI/NFPA 51-2006)

This standard applies to the following:

- (1) Design and installation of oxygen-fuel gas welding and cutting systems and allied processes (see 3.3.2), except for systems meeting the criteria in 1.1.5;
- (2) Utilization of gaseous fuels generated from flammable liquids under pressure where such fuels are used with oxygen;
- (3) Storage on the site of a welding and cutting system installation of the following:
 - (a) Gases to be used with such systems where more than one cylinder each of oxygen and fuel gas are stored in any single storage area [includes storage of more than one cylinder each in any single storage area even though all such stored cylinders may be intended for use in systems of the kind described in 1.1.5(1)];
 - (b) Calcium carbide.

BSR/NFPA 55-201x, Compressed Gases and Cryogenic Fluids Code (revision of ANSI/NFPA 55-2010)

This code shall apply to the installation, storage, use, and handling of compressed gases and cryogenic fluids in portable and stationary containers, cylinders, equipment, and tanks in all occupancies.

BSR/NFPA 61-201x, Standard for the Prevention of Fires and Dust Explosions in Agricultural and Food Processing Facilities (revision of ANSI/NFPA 61-2007)

This standard shall apply to all of the following:

- (1) All facilities that receive, handle, process, dry, blend, use, mill, package, store, or ship dry agricultural bulk materials, their by-products, or dusts that include grains, oilseeds, agricultural seeds, legumes, sugar, flour, spices, feeds, and other related materials;
- (2) All facilities designed for manufacturing and handling starch, including drying, grinding, conveying, processing, packaging, and storing dry or modified starch, and dry products and dusts generated from these processes; and
- (3) Those seed preparation and meal-handling systems of oilseed processing plants not covered by NFPA 36, Standard for Solvent Extraction Plants.

BSR/NFPA 72-201x, National Fire Alarm and Signaling Code (revision of ANSI/NFPA 72-2010)

NFPA 72 covers the application, installation, location, performance, inspection, testing, and maintenance of fire alarm systems, supervising station alarm systems, public emergency alarm reporting systems, fire warning equipment and emergency communications systems (ECS), and their components.

BSR/NFPA 80-201x, Standard for Fire Doors and Other Opening Protectives (revision of ANSI/NFPA 80-2010)

This standard regulates the installation and maintenance of assemblies and devices used to protect openings in walls, floors, and ceilings against the spread of fire and smoke within, into, or out of buildings.

BSR/NFPA 101A-201x, Guide on Alternative Approaches to Life Safety (revision of ANSI/NFPA 101A-2010)

This guide consists of a number of alternative approaches to life safety. Each chapter is a different system independent of the others and is to be used in conjunction with the NFPA 101, Life Safety Code.

BSR/NFPA 105-201x, Standard for the Installation of Smoke Door Assemblies and Other Opening Protectives (revision of ANSI/NFPA 105-2010)

This standard shall prescribe minimum requirements for smoke door assemblies for use in providing safety to life and protection of property from smoke.

BSR/NFPA 110-201x, Standard for Emergency and Standby Power Systems (revision of ANSI/NFPA 110-2010)

This standard covers performance requirements for emergency and standby power systems providing an alternate source of electrical power to loads in buildings and facilities in the event that the primary power source fails.

BSR/NFPA 111-201x, Standard on Stored Electrical Energy Emergency and Standby Power Systems (revision of ANSI/NFPA 111-2010)

This standard shall cover performance requirements for stored electrical energy systems providing an alternate source of electrical power in buildings and facilities in the event that the normal electrical power source fails.

BSR/NFPA 291-201x, Recommended Practice for Fire Flow Testing and Marking of Hydrants (revision of ANSI/NFPA 291-2010)

The scope of this document is fire flow testing and marking of hydrants.

BSR/NFPA 301-201x, Code for Safety to Life from Fire on Merchant Vessels (revision of ANSI/NFPA 301-2008)

The code addresses construction, arrangement, protection, and space utilization factors that are necessary to minimize danger to life from fire, smoke, fumes, or panic. It also provides for reasonable protection against property damage and avoidance of environmental damage consistent with the normal operation of vessels. Fundamental requirements applicable to all vessels are found in Chapters 1 through 9. These fundamental requirements are modified in Chapters 10 through 18 as applicable for any type of space. The requirements in Chapters 1 through 18 are modified in Chapters 19 through 21 as applicable for any given vessel type. For example, a passenger vessel would follow the requirements of Chapters 1 through 18 and Chapter 21.

BSR/NFPA 400-201x, Hazardous Materials Code (revision of ANSI/NFPA 400-2010)

This code shall apply to the storage, use, and handling of the following hazardous materials in all occupancies and facilities:

- (1) Ammonium nitrate solids and liquids;
- (2) Corrosive solids and liquids;
- (3) Flammable solids;
- (4) Organic peroxide formulations;
- (5) Oxidizer - solids and liquids;
- (6) Pyrophoric solids and liquids;
- (7) Toxic and highly toxic solids and liquids;
- (8) Unstable (reactive) solids and liquids;
- (9) Water-reactive solids and liquids; and
- (10) Compressed gases and cryogenic fluids as included within the context of NFPA 55, Compressed Gases and Cryogenic Fluids Code.

BSR/NFPA 402-201x, Guide for Aircraft Rescue and Fire-Fighting Operations (revision of ANSI/NFPA 402-2007)

This guide provides information relative to aircraft rescue and fire-fighting operations and procedures for airport and structural fire departments.

BSR/NFPA 415-201x, Standard on Airport Terminal Buildings, Fueling Ramp Drainage, and Loading Walkways (revision of ANSI/NFPA 415-2008)

This standard specifies the minimum fire protection requirements for the construction and protection of airport terminal buildings. It specifies the minimum requirements for the design and maintenance of the drainage system of an aircraft fueling ramp to control the flow of fuel that can be spilled on a ramp and to minimize the resulting possible danger. In addition, it contains the minimum requirements for the design, construction, and fire protection of aircraft loading walkways between the terminal building and aircraft.

BSR/NFPA 424-201x, Guide for Airport/Community Emergency Planning (revision of ANSI/NFPA 424-2007)

This guide describes the elements of an airport/community emergency plan that require consideration before, during, and after an emergency has occurred. The scope of the airport/community emergency plan should include command, communication, and coordination functions for executing the Plan.

BSR/NFPA 450-201x, Guide for Emergency Medical Services and Systems (revision of ANSI/NFPA 450-2009)

This document is designed to assist individuals, agencies, organizations, or systems as well as those interested or involved in emergency medical services (EMS) system design.

BSR/NFPA 472-201x, Standard for Competence of Responders to Hazardous Materials/Weapons of Mass Destruction Incidents (revision of ANSI/NFPA 472-2007)

This standard shall identify the minimum levels of competence required by responders to emergencies involving hazardous materials/weapons of mass destruction (WMD). This standard shall apply to any individual or member of any organization who responds to hazardous materials/WMD incidents. This standard shall cover the competencies for awareness level personnel, operations level responders, hazardous materials technicians, incident commanders, hazardous materials officers, hazardous materials safety officers, and other specialist employees.

BSR/NFPA 473-201x, Standard for Competencies for EMS Personnel Responding to Hazardous Materials/Weapons of Mass Destruction Incidents (revision of ANSI/NFPA 473-2007)

This standard identifies the levels of competence required of emergency medical services (EMS) personnel who respond to incidents involving hazardous materials or weapons of mass destruction (WMD). It specifically covers the requirements for basic life support and advanced life support personnel in the pre-hospital setting. This standard is based on the premise that all EMS responders are trained to meet at least the core competencies of the operations level responders as defined in Chapter 5 of NFPA 472, Standard for Competence of Responders to Hazardous Materials/Weapons of Mass Destruction Incidents.

BSR/NFPA 555-201x, Guide on Methods for Evaluating Potential for Room Flashover (revision of ANSI/NFPA 555-2009)

This guide addresses methods for evaluating the potential for room flashover from fire involving the contents, furnishings, and interior finish of a room. The methods addressed by this guide include prevention of ignition; installation of automatic fire suppression systems; control of ventilation factors; and limitation of the heat release rate of individual and grouped room contents, furnishings, and interior finish.

BSR/NFPA 654-201x, Standard for the Prevention of Fire and Dust Explosions from the Manufacturing, Processing, and Handling of Combustible Particulate Solids (revision of ANSI/NFPA 654-2006)

This standard shall apply to all phases of the manufacture, processing, blending, pneumatic conveying, repackaging, and handling of combustible particulate solids or hybrid mixtures, regardless of concentration or particle size, where the materials present a fire or explosion hazard. This standard shall apply to systems that convey combustible particulate solids that are produced as a result of a principal or incidental activity, regardless of concentration or particle size, where the materials present a fire or explosion hazard.

BSR/NFPA 1001-201x, Standard for Fire Fighter Professional Qualifications (revision of ANSI/NFPA 1001-2007)

This standard identifies the minimum job performance requirements (JPRs) for career and volunteer fire fighters whose duties are primarily structural in nature.

BSR/NFPA 1122-201x, Code for Model Rocketry (revision of ANSI/NFPA 1122-2007)

This code shall apply to the design, construction, limitation of rocket-propellant mass and power, and reliability of model rocket motors and model rocket motor reloading kits and their components, produced commercially for sale to or for use by the public for purposes of education, recreation, and sporting competition.

BSR/NFPA 1124-201x, Code for the Manufacture, Transportation, Storage, and Retail Sales of Fireworks and Pyrotechnic Articles (revision of ANSI/NFPA 1124-2006)

This code regulates the construction, use, and maintenance of buildings and facilities for the following:

- (1) The manufacture and storage of fireworks at fireworks manufacturing facilities;
- (2) The storage of display fireworks, pyrotechnic articles, salute powder, pyrotechnic and explosive compositions, and black powder at other than display sites;
- (3) The storage of consumer fireworks at distribution facilities;
- (4) The retail sales and related storage of consumer fireworks in consumer fireworks retail sales facilities and stores; and
- (5) The transportation of fireworks, pyrotechnic articles, and components thereof containing pyrotechnic or explosive materials on public highways.

BSR/NFPA 1127-201x, Code for High Power Rocketry (revision of ANSI/NFPA 1127-2007)

Applies to the design, construction, limitation of propellant mass and power, and reliability of all high power rocket motors produced commercially for sale to and/or use by the certified user for education, recreation, and sporting competition.

BSR/NFPA 1144-201x, Standard for Reducing Structure Ignition Hazards from Wildland Fire (revision of ANSI/NFPA 1144-2007)

This standard provides a methodology for assessing wildland fire ignition hazards around existing structures, residential developments, and subdivisions and improved property or planned property improvement that will be located in a wildland/urban interface area, and provides minimum requirements for new construction to reduce the potential of structure ignition from wildland fires.

BSR/NFPA 1221-201x, Standard for the Installation, Maintenance, and Use of Emergency Services Communications Systems (revision of ANSI/NFPA 1221-2010)

This standard shall cover the installation, performance, operation, and maintenance of public emergency services communications systems and facilities. This standard shall not be used as a design specification manual or an instruction manual.

BSR/NFPA 1500-201x, Standard on Fire Department Occupational Safety and Health Program (revision of ANSI/NFPA 1500-2007)

This standard shall contain minimum requirements for a fire-service-related occupational safety and health program.

BSR/NFPA 1582-201x, Standard on Comprehensive Occupational Medical Program for Fire Departments (revision of ANSI/NFPA 1582-2007)

This standard contains descriptive requirements for a comprehensive occupational medical program for fire departments. The medical requirements in this standard are applicable to fire department candidates and members whose job descriptions as defined by the authority having jurisdiction (AHJ) are outlined in NFPA 1001, Standard for Fire Fighter Professional Qualifications; NFPA 1002, Standard for Fire Apparatus Driver/Operator Professional Qualifications; NFPA 1003, Standard for Airport Fire Fighter Professional Qualifications; NFPA 1006, Standard for Rescue Technician Professional Qualifications; NFPA 1021, Standard for Fire Officer Professional Qualifications; and NFPA 1051, Standard for Wildland Fire Fighter Professional Qualifications.

BSR/NFPA 1801-201x, Standard on Thermal Imagers for the Fire Service (revision of ANSI/NFPA 1801-2010)

This standard shall specify the design, performance, testing, and certification requirements for thermal imagers used by fire-service personnel during emergency incident operations. This standard shall specify requirements for new thermal imagers used by fire-service personnel.

BSR/NFPA 1961-201x, Standard on Fire Hose (revision of ANSI/NFPA 1961-2006)

This standard shall define the design and construction requirements for new fire hose, the testing required to verify the design and construction, and the inspection and testing required of all new fire hose.

NFPA FIRE PROTECTION STANDARDS DOCUMENTATION

The National Fire Protection Association announced the availability of its semi-annual NFPA *Report on Comments* (ROC 2012 ARC) for concurrent review and comment by NFPA and ANSI in the Volume 43, Number 8 issue of Standards Action.

The disposition of all comments received will now be published in the semi-annual NFPA *Report on Comments* (ROC 2012 ARC).

Report on Comments for 2012 Annual Revision Cycle will be released on Feb, and contains the disposition of comments received for those proposed documents listed below. As a result of the comments, changes may have been made to some of the Reports, and these changes are included in the *Report on Comments*. Anyone wishing to review the ROC 2011 FRC may do so at <http://www.nfpa.org/ROPROC>, or may secure a copy from:

2012 Annual Revision Cycle *Report on Comments*
National Fire Protection Association
Publication Sales Department
11 Tracy Drive
Avon, MA 02322

These documents are for the NFPA 2012 Annual Revision Cycle. The proposed NFPA documents addressed in the *Report on Proposals (ROP)* and in the follow-up *Report on Comments (ROC)* will only be presented for action at the NFPA June 2012 Association Technical Meeting to be held June 11-14, 2012 in Las Vegas, NV when proper Amending Motions have been submitted to the NFPA by the deadline of April 6, 2012. Documents that receive no motions will not be presented at the meeting and instead will be forwarded directly to the Standards Council for action on issuance. For more information on the rules and for up-to-date information on schedules and deadlines for processing NFPA Documents, check the NFPA website (<http://www.nfpa.org>) or contact NFPA's Codes and Standards Administration. Those who sent comments to NFPA (Contact Codes and Standards Administration, NFPA, One Batterymarch Park, Quincy, MA 02269-7471) on the related standards are invited to copy ANSI's Board of Standards Review.

Call for Members (ANS Consensus Bodies)

Directly and materially affected parties who are interested in participating as a member of an ANS consensus body for the standards listed below are requested to contact the sponsoring standards developer directly and in a timely manner.

ASQ (ASC Z1) (American Society for Quality)

Office: 600 N Plankinton
Milwaukee, WI 53203

Contact: *Angela Harris*

Phone: 800-248-1946

Fax: 414-272-1734

E-mail: standards@asq.org

BSR ASQ/ISO 19011-201x, Guidelines for Auditing Management Systems (identical national adoption of ISO 19011:2011)

ASSE (ASC A10) (American Society of Safety Engineers)

Office: 1800 East Oakton Street
Des Plaines, IL 60018-2187

Contact: *Timothy Fisher*

Phone: (847) 768-3411

Fax: (847) 296-9221

E-mail: TFisher@ASSE.org

BSR/ASSE A10.46-201X, Hearing Loss Prevention for Construction and Demolition Workers (revision of ANSI/ASSE A10.46-2007)

ASSE (ASC Z490) (American Society of Safety Engineers)

Office: 1800 East Oakton Street
Des Plaines, IL 60018-2187

Contact: *Timothy Fisher*

Phone: (847) 768-3411

Fax: (847) 296-9221

E-mail: TFisher@ASSE.org

BSR/ASSE Z490.1-201X, Criteria for Accepted Practices in Safety, Health, and Environmental Training (revision of ANSI/ASSE Z490.1-2009)

ISA (ISA)

Office: 67 Alexander Drive
Research Triangle Park, NC 27709

Contact: *Charles Robinson*

Phone: (919) 990-9213

Fax: (919) 549-8288

E-mail: crobinson@isa.org

BSR/ISA 111.01-201x, Unified Automation for Buildings - Part 1: Terminology and Concepts (new standard)

ITI (INCITS) (InterNational Committee for Information Technology Standards)

Office: 1101 K Street NW, Suite 610
Washington, DC 20005

Contact: *Barbara Bennett*

Phone: (202) 626-5743

Fax: (202) 638-4922

E-mail: bbennett@ititc.org

INCITS/ISO 19118-201x, Geographic information - Encoding (identical national adoption and revision of INCITS/ISO/IEC 19118-2005 (R2011))

INCITS/ISO 19149:2011, Geographic information - Rights expression language for geographic information - GeoREL (identical national adoption of ISO 19149:2011)

INCITS/ISO 19156:2011, Geographic information - Observations and measurements (identical national adoption of ISO 19156:2011)

INCITS/ISO 19131:2007/Amd 1:2011, Requirements relating to the inclusion of an application schema and feature catalogue and the treatment of coverages in an application schema (identical national adoption of ISO 19131:2007/Amd 1:2011)

INCITS/ISO/IEC 9075-1:2011, Information technology - Database languages - SQL - Part 1: Framework (SQL/Framework) (identical national adoption and revision of INCITS/ISO/IEC 9075-1-2008)

INCITS/ISO/IEC 9075-2:2011, Information technology - Database languages - SQL - Part 2: Foundation (SQL/Foundation) (identical national adoption and revision of INCITS/ISO/IEC 9075-2-2008)

INCITS/ISO/IEC 9075-4:2011, Information technology - Database languages - SQL - Part 4: Persistent Stored Modules (SQL/PSM) (identical national adoption and revision of INCITS/ISO/IEC 9075-4-2008)

- INCITS/ISO/IEC 9075-11:2011, Information technology - Database languages - SQL - Part 11: Information and Definition Schemas (SQL/Schemata) (identical national adoption and revision of INCITS/ISO/IEC 9075-11-2008)
- INCITS/ISO/IEC 9075-14:2011, Information technology - Database languages - SQL - Part 14: XML-Related Specifications (SQL/XML) (identical national adoption and revision of INCITS/ISO/IEC 9075-14-2003)
- INCITS/ISO/IEC 9075-9-2008/Cor 1-201x, Information technology - Database languages - SQL -- Part 9: Management of External Data (SQL/MED) - Technical Corrigendum 1 (identical national adoption of ISO/IEC 9075-9:2008/Cor 1:2010)
- INCITS/ISO/IEC 9075-10-2008/Cor 1-201x, Information technology - Database languages - SQL - Part 10: Object Language Bindings (SQL/OLB) - Technical Corrigendum 1 (identical national adoption of ISO/IEC 9075-10:2008/Cor 1:2010)
- INCITS/ISO/IEC 9075-13-2008/Cor 1-201x, Information technology - Database languages - SQL - Part 13: SQL Routines and Types Using the Java TM Programming Language (SQL/JRT) - Technical Corrigendum 1 (identical national adoption of ISO/IEC 9075-13:2008/Cor 1:2010)
- INCITS/ISO/IEC 13249-3:2011, Information technology - Database languages - SQL multimedia and application packages - Part 3: Spatial (identical national adoption and revision of INCITS/ISO/IEC 13249-3-2007)
- INCITS/ISO/IEC 18042-4:2006/Amd 1:2011, Information technology - Computer graphics and image processing - Spatial Reference Model (SRM) language bindings - Part 4: C - Amendment 1 (identical national adoption of ISO/IEC 18042-4:2006/Amd 1:2011)
- INCITS/ISO/IEC 19776-3:2011, Information technology - Computer graphics, image processing and environmental data representation - Extensible 3D (X3D) encodings - Part 3: Compressed binary encoding (identical national adoption and revision of INCITS/ISO/IEC 19776-3-2009)
- INCITS/ISO/IEC 19784-2:2007/CORRIGENDUM 1:2011, Information technology - Biometric application programming interface - Part 2: Biometric archive function provider interface - Technical Corrigendum 1 (identical national adoption of ISO/IEC 19784-2:2007/Corrigendum 1:2011)
- INCITS/ISO/IEC 19794-1:2011, Information technology - Biometric data interchange formats - Part 1: Framework (identical national adoption and revision of INCITS/ISO/IEC 19794-1-2007)
- INCITS/ISO/IEC 19794-2:2011, Information technology - Biometric data interchange formats - Part 2: Finger minutiae data (identical national adoption and revision of INCITS/ISO/IEC 19794-2-2007)
- INCITS/ISO/IEC 19794-4:2011, Information technology - Biometric data interchange formats - Part 4: Finger image data (identical national adoption and revision of INCITS/ISO/IEC 19794-4:2005 (R2007))
- INCITS/ISO/IEC 19794-5:2011, Information technology - Biometric data interchange formats - Part 5: Face image data (identical national adoption and revision of INCITS/ISO/IEC 19794-5:2005 (R2007))
- INCITS/ISO/IEC 19794-6:2011, Information technology - Biometric data interchange formats - Part 6: Iris image data (identical national adoption and revision of INCITS/ISO/IEC 19794-6-2007)
- INCITS/ISO/IEC 19794-9:2011, Information technology - Biometric data interchange formats - Part 9: Vascular image data (identical national adoption and revision of INCITS/ISO/IEC 19794-9-2007)
- INCITS/ISO/IEC 19794-4:2005/Cor 1:2011, Information technology - Biometric data interchange formats - Part 4: Finger image data - Technical Corrigendum 1 (identical national adoption of ISO/IEC 19794-4:2005/Cor 1:2011)
- INCITS/ISO/IEC 19794-8:2006/Cor 1:2011, Information technology - Biometric data interchange formats - Part 8: Finger pattern skeletal data - Technical Corrigendum 1 (identical national adoption of ISO/IEC 19794-8:2006/Cor 1:2011)
- INCITS/ISO/IEC 19795-6:2012, Information technology - Biometric performance testing and reporting - Part 6: Testing methodologies for operational evaluation (identical national adoption of ISO/IEC 19795-6:2012)
- INCITS/ISO/IEC 29109-5:2011, Information technology - Conformance testing methodology for biometric data interchange formats defined in ISO/IEC 19794 - Part 5: Face image data (identical national adoption of ISO/IEC 29109-5:2011)
- INCITS/ISO/IEC 29109-6:2011, Information technology - Conformance testing methodology for biometric data interchange formats defined in ISO/IEC 19794 - Part 6: Iris image data (identical national adoption of ISO/IEC 29109-6:2011)
- INCITS/ISO/IEC 29109-7:2011, Information technology - Conformance testing methodology for biometric data interchange formats defined in ISO/IEC 19794 - Part 7: Signature/sign time series data (identical national adoption of ISO/IEC 29109-7:2011)
- INCITS/ISO/IEC 29109-8:2011, Information technology - Conformance testing methodology for biometric data interchange formats defined in ISO/IEC 19794 - Part 8: Finger pattern skeletal data (identical national adoption of ISO/IEC 29109-8:2011)
- INCITS/ISO/IEC 29109-9:2011, Information technology - Conformance testing methodology for biometric data interchange formats defined in ISO/IEC 19794 - Part 9: Vascular image data (identical national adoption of ISO/IEC 29109-9:2011)
- INCITS/ISO/IEC 29109-4:2010/Cor 1:2011, Information technology - Conformance testing methodology for biometric data interchange formats defined in ISO/IEC 19794 - Part 4: Finger image data - Technical Corrigendum 1 (identical national adoption of ISO/IEC 29109-4:2010/Cor 1:2011)
- INCITS/ISO/IEC 29164:2011, Information technology - Biometrics - Embedded BioAPI (identical national adoption of ISO/IEC 29164:2011)
- INCITS/ISO/IEC TR 19075-1:2011, Information technology - Database languages - SQL Technical Reports - Part 1: XQuery Regular Expression Support in SQL (identical national adoption of ISO/IEC TR 19075-1:2011)

NEMA (ASC C50) (National Electrical Manufacturers Association)

Office: 1300 North 17th Street, Suite 1752
Rosslyn, VA 22209

Contact: *Bill Buckson*

Phone: (703) 841-3288

Fax: (703) 841-3388

E-mail: bil_buckson@nema.org

BSR C50.41-201x, Polyphase Induction Motors for Power Generating Stations (new standard)

BSR NEMA MG1-201x, Motors and Generators (revision of ANSI NEMA MG 1-2009, Revision 1-2010)

NEMA (ASC W1) (National Electrical Manufacturers Association)

Office: 1300 North 17th Street, Suite 1752
Rosslyn, VA 22209

Contact: *Gregory Winchester*

Phone: (703) 841-3299

Fax: (703) 841-3399

E-mail: Gre_Winchester@nema.org; Paul.Crampton@nema.org

BSR/IEC 60974-1-AMD 1-201x, Standard for Arc Welding Equipment,
Part 1: Welding Power Sources (supplement to ANSI/IEC 60974-1
-2008)

BSR/IEC 60974-5-AMD 1-201x, Standard for Arc Welding Equipment,
Part 5: Wire Feeders (supplement to ANSI/IEC 60974-5-2008)

BSR/IEC 60974-7-AMD 1-201x, Standard for Arc Welding Equipment,
Part 7: Torches (supplement to ANSI/IEC 60974-7-2009)

SDI (ASC A250) (Steel Door Institute)

Office: 30200 Detroit Road
Cleveland, Ohio 44135

Contact: *Linda Hamill*

Phone: (440) 899-0010

Fax: (440) 892-1404

E-mail: leh@wherryassoc.com

BSR A250.8-201x, Recommended Specifications for Standard Steel
Doors and Frames (revision of ANSI A250.8-2003 (R2008))

UL (Underwriters Laboratories, Inc.)

Office: 455 E Trimble Road
San Jose, CA 95131-1230

Contact: *Barbara Davis*

Phone: (408) 754-6722

Fax: (408) 689-6722

E-mail: Barbara.J.Davis@ul.com

BSR/UL 1412-201x, Standard for Safety for Fusing Resistors and
Temperature-Limited Resistors for Radio- and Television-Type
Appliances (new standard)

Final actions on American National Standards

The standards actions listed below have been approved by the ANSI Board of Standards Review (BSR) or by an ANSI-Audited Designator, as applicable.

AMCA (Air Movement and Control Association)

Revisions

- * ANSI/AMCA 230-2012, Laboratory Methods of Testing Air Circulating Fans for Rating and Certification (revision of ANSI/AMCA 230-2007): 2/22/2012

ANSI/AMCA 250-2012, Laboratory Methods of Testing Jet Tunnel Fans for Rating (revision of ANSI/AMCA 250-2005): 2/22/2012

ASA (ASC S1) (Acoustical Society of America)

Revisions

ANSI/ASA S1.20-2012, Procedures for Calibration of Underwater Electroacoustic Transducers (revision and redesignation of ANSI S1.20-1988 (R2003)): 2/17/2012

ASABE (American Society of Agricultural and Biological Engineers)

Reaffirmations

ANSI/ASAE EP502-1992 (R2012), Adjusting Forage Harvester Test Data for Varying Crop Moisture (reaffirmation of ANSI/ASAE EP502-1992 (R2007)): 2/17/2012

ANSI/ASAE S424.1-SEP92 (R2012), Method of Determining and Expressing Particle Size of Chopped Forage Materials by Screening (reaffirmation of ANSI/ASAE S424.1-SEP92 (R2007)): 2/17/2012

ANSI/ASAE S459-FEB93 (R2012), Shear and Three-Point Bending Test of Animal Bone (reaffirmation of ANSI/ASAE S459-FEB93 (R2007)): 2/17/2012

ANSI/ASAE S472-MAR 88 (R2012), Terminology for Forage Harvesters and Forage Harvesting (reaffirmation of ANSI/ASAE S472-MAR 88 (R2007)): 2/17/2012

Revisions

ANSI/ASAE S478.1-2012, Roll-Over Protective Structures (ROPS) for Compact Utility Tractors (revision of ANSI/ASAE S478-MAR96 (R2005)): 2/22/2012

ASME (American Society of Mechanical Engineers)

Reaffirmations

ANSI/ASME A112.14.4-2001 (R2012), Grease Removal Devices (reaffirmation of ANSI/ASME A112.14.4-2001 (R2007)): 2/22/2012

Revisions

ANSI/ASME Y14.41-2012, Digital Product Definition Data Practices (revision of ANSI/ASME Y14.41-2003 (R2008)): 2/17/2012

Withdrawals

ANSI/ASME A112.18.7-1999, Deck Mounted Bath/Shower Transfer Valves with Internal Backflow Protection (withdrawal of ANSI/ASME A112.18.7-1999 (R2004)): 2/17/2012

ASTM (ASTM International)

New Standards

ANSI/ASTM F1202-2012, Standard Specification for Washing Machines, Heat Sanitizing, Commercial, Pot, Pan, and Utensil Vertically Oscillating Arm Type (new standard): 2/14/2012

ANSI/ASTM F1203-2012, Standard Specification for Washing Machines - Pot, Pan, and Utensil, Heat Sanitizing, Commercial Rotary Conveyor Type (new standard): 2/14/2012

Revisions

ANSI/ASTM E2586-2012a, Practice for Calculating and Using Basic Statistics (revision of ANSI/ASTM E2586-2007): 2/15/2012

AWS (American Welding Society)

Revisions

ANSI/AWS A5.9/A5.9M-2012, Specification for Bare Stainless Steel Welding Electrodes and Rods (revision of ANSI/AWS A5.9/A5.9M-2006): 2/17/2012

ANSI/AWS A5.31M/A5.31-2012, Specification for Fluxes for Brazing and Braze Welding (revision of ANSI/AWS A5.31-1993 (R2003)): 2/17/2012

ANSI/AWS C1.1M/C1.1-2012, Recommended Practices for Resistance Welding (revision of ANSI/AWS C1.1M/C1.1-2000 (R2006)): 2/17/2012

ANSI/AWS D8.9M-2012, Test Methods for Evaluating the Resistance Spot Welding Behavior of Automotive Sheet Steel Materials (revision of ANSI/AWS D8.9-2002): 2/22/2012

CSA (CSA America, Inc.)

Revisions

- * ANSI Z21.84-2012, Standard for Manually Lighted, Natural Gas Decorative Gas Appliances for Installation in Solid-Fuel Burning Fireplaces (revision of ANSI Z21.84-2002 (R2007), ANSI Z21.84a-2003 (R2007), ANSI Z21.84b-2004 (R2007)): 2/17/2012

GTEEMC (Georgia Tech Energy and Environmental Management Center)

New Standards

ANSI/GTEEMC MSE 50021-2012, Superior Energy Performance - Additional Requirements for Energy Management Systems (new standard): 2/22/2012

HPS (ASC N13) (Health Physics Society)

New Standards

ANSI N13.45-2012, Incineration of Low-Level Radioactive Waste (new standard): 2/17/2012

ISA (ISA)**Revisions**

ANSI/ISA 77.20.01-2012, Fossil Fuel Power Plant Simulators: Functional Requirements (revision and partition of ANSI/ISA 77.20-2005): 2/22/2012

ISEA (International Safety Equipment Association)**New Standards**

ANSI/ISEA 201-2012, Classification of Insulating Apparel Used in Cold Work Environments (new standard): 2/17/2012

ITSDF (Industrial Truck Standards Development Foundation, Inc.)**Revisions**

ANSI/ITSDF B56.1-2012, Safety Standard for Low Lift and High Lift Trucks (revision of ANSI/ITSDF B56.1-2009): 2/17/2012

NEMA (National Electrical Manufacturers Association)**Revisions**

- * ANSI/NEMA FB-1-2012, Fittings, Cast Metal Boxes and Conduit Bodies for Conduit, Electrical Metallic Tubing and Cable (revision and redesignation of ANSI/NEMA FB-1-2010): 2/17/2012

NISO (National Information Standards Organization)**Reaffirmations**

ANSI/NISO Z39.32-1996 (R2012), Information on Microfiche Headers (reaffirmation of ANSI/NISO Z39.32-1996 (R2002)): 2/22/2012

ANSI/NISO Z39.73-1994 (R2012), Single-Tier Steel Bracket Library Shelving (reaffirmation of ANSI/NISO Z39.73-1994 (R2001)): 2/22/2012

ANSI/NISO Z39.74-1996 (R2012), Guides to Accompany Microform Sets (reaffirmation of ANSI/NISO Z39.74-1996 (R2002)): 2/22/2012

PLASA (PLASA North America)**New Standards**

ANSI E1.41-2012, Recommendations for Measuring and Reporting Photometric Performance Data for Entertainment Luminaires Utilizing Solid State Light Sources (new standard): 2/16/2012

SCTE (Society of Cable Telecommunications Engineers)**Revisions**

ANSI/SCTE 35-2011, Digital Program Insertion Cueing Message for Cable (revision of ANSI/SCTE 35-2007): 2/17/2012

UL (Underwriters Laboratories, Inc.)**New National Adoptions**

- * ANSI/UL 62368-1-2012, Standard for Safety for Audio/Video, Information and Communication Technology Equipment - Part 1: Safety Requirements (national adoption with modifications of IEC 62368-1): 2/17/2012

New Standards

ANSI/UL 1803-2012, Standard for Safety for Factory Follow-Up on Third Party Certified Portable Fire Extinguishers (Proposals dated 9/23/2011 and 12/9/11) (new standard): 2/15/2012

ANSI/UL 1803-2012a, Standard for Safety for Factory Follow-Up on Third Party Certified Portable Fire Extinguishers (Proposals dated 9/23/2011 and 12/9/2011) (new standard): 2/15/2012

Revisions

ANSI/UL 20-2012, Standard for Safety for General-Use Snap Switches (Bulletin dated September 30, 2011) (revision of ANSI/UL 20-2010): 2/15/2012

ANSI/UL 291-2012, Standard for Safety for Automated Teller Systems (Proposals Dated 6/10/11) (revision of ANSI/UL 291-2010): 2/15/2012

ANSI/UL 900-2012, Standard for Safety for Air Filter Units (Proposal dated 10-07-11) (revision of ANSI/UL 900-2009): 2/14/2012

ANSI/UL 900-2012a, Standard for Safety for Air Filter Units 9 (Proposal bulletin dated 12/16/11) (revision of ANSI/UL 900-2009): 2/14/2012

Approval Rescinded

ANSI/HI 11.6-2011

The approval of ANSI/HI 11.6-2011, Submersible Pump Tests, which appeared in the Final Actions section of the August 12, 2011 issue of Standards Action, has been rescinded at the request of the SDO. The standard is being rebaloted.

Project Initiation Notification System (PINS)

ANSI Procedures require notification of ANSI by ANSI-accredited standards developers (ASD) of the initiation and scope of activities expected to result in new or revised American National Standards (ANS). Early notification of activity intended to reaffirm or withdraw an ANS and in some instances a PINS related to a national adoption is optional. The mechanism by which such notification is given is referred to as the PINS process. For additional information, see clause 2.4 of the ANSI Essential Requirements: Due Process Requirements for American National Standards.

Following is a list of proposed actions and new ANS that have been received recently from ASDs. Please also review the section in Standards Action entitled "American National Standards Maintained Under Continuous Maintenance" for additional or comparable information with regard to standards maintained under the continuous maintenance option. To view information about additional standards for which a PINS has been submitted and to search approved ANS, please visit www.NSSN.org, which is a database of standards information. Note that this database is not exhaustive.

Directly and materially affected interests wishing to receive more information or to submit comments are requested to contact the standards developer directly within 30 days of the publication of this announcement.

ASSE (ASC Z490) (American Society of Safety Engineers)

Office: 1800 East Oakton Street
Des Plaines, IL 60018-2187

Contact: *Timothy Fisher*

Fax: (847) 296-9221

E-mail: TFisher@ASSE.org

BSR/ASSE Z490.1-201X, Criteria for Accepted Practices in Safety, Health, and Environmental Training (revision of ANSI/ASSE Z490.1-2009)

Stakeholders: Safety, Health, and Environmental Professionals (SH&E) who perform SH&E related training

Project Need: Based upon the consensus of ASSE leadership and Safety, Health, and Environmental Professionals (SH&E) who perform SH&E related training

This standard establishes criteria for safety, health, and environmental training programs, including development, delivery, evaluation and program management.

HPS (ASC N13) (Health Physics Society)

Office: 1313 Dolley Madison Blvd, Suite 402
McLean, VA 22101

Contact: *Nancy Johnson*

Fax: (703) 790-2672

E-mail: njohnson@burkinc.com

BSR N13.25-201x, Internal Dosimetry Programs for Plutonium Exposure -Minimum Requirements (new standard)

Stakeholders: Government and industry.

Project Need: Updated guidance for plutonium internal dosimetry programs.

Plutonium bioassay program design and setup including selection of participants, interpretation of bioassay measurement results, and guidelines for medical intervention.

IEEE (Institute of Electrical and Electronics Engineers)

Office: 445 Hoes Lane
Piscataway, NJ 08854

Contact: *Lisa Yacone*

Fax: (732) 562-1571

E-mail: l.yacone@ieee.org

BSR/IEEE 421.5-201x, Recommended Practice for Excitation System Models for Power System Stability Studies (revision of ANSI/IEEE 421.5-2005)

Stakeholders: IEEE, utility generation and transmission entities, NERC and Regional Reliability Councils, excitation system and generator vendors.

Project Need: The WG has additional new material which has become available since the last revision in 2005 which should be added to the recommended practice to keep it up to date.

This document provides mathematical models for computer simulation studies of excitation systems and their associated controls for three phase synchronous generators. The equipment modeled includes the automatic voltage regulator as well as supplementary controls including reactive current compensation, power system stabilizers, and over and under excitation limiters. This revision is an update of the recommended practice and includes models of new devices which have become available since the previous revision.

BSR/IEEE 487.4-201x, Standard for the Electrical Protection of Communication Facilities Serving Electric Supply Locations Through the Use of Neutralizing Transformers (new standard)

Stakeholders: Power and Telecommunication engineers

Project Need: This project is part of a reorganization of IEEE 487 in which the main document is broken down into a family of related documents (i.e. dot-series) segregated on the basis of technology. Each dot document will have portions of the existing 487-2007 moved into it. In the long run this reorganization will facilitate future updates by enabling the selective revision of smaller documents.

This standard presents engineering design procedures for the electrical protection of communication facilities serving electric supply locations through the use of neutralizing transformers. Other telecommunication alternatives such as radio and microwave systems are excluded from this document.

BSR/IEEE 487.5-201x, Standard for the Electrical Protection of Communication Facilities Serving Electric Supply Locations Through the Use of Isolation Transformers (new standard)

Stakeholders: Power and Telecommunication engineers

Project Need: This project is part of a reorganization of IEEE 487 in which the main document is broken down into a family of related documents (i.e. dot-series) segregated on the basis of technology. Each dot document will have portions of the existing 487-2007 moved into it. In the long run this reorganization will facilitate future updates by enabling the selective revision of smaller documents.

This standard presents engineering design procedures for the electrical protection of communication facilities serving electric supply locations through the use of isolation transformers. Other telecommunication alternatives such as radio and microwave systems are excluded from this document.

BSR/IEEE 789-201x, Standard Performance Requirements for Communications and Control Cables for Application in High Voltage Environments (new standard)

Stakeholders: Stakeholders would include owners and operators of power substations, utility engineers, telecom service providers to power substations and telecom engineers designing those facilities and cable manufacturers.

Project Need: IEEE Std 789-1988 was reaffirmed in 1994 however it was withdrawn as a standard in 1999. Although the Standard has been withdrawn from active status it is still available for purchase. Consequently it is still appropriate to use it as a reference. The Wire Line subcommittee under Power Systems Comm. Cte (Wire Line SC) thinks it is important to bring this standard back to the active status and to bring it up to date because it contains information that may be useful for the deployment of Smart Grids.

This standard applies to wires and cables, used principally for power system communications and control purposes, which are located within electric supply locations or are installed within the zone of influence (ZOI) of the power station ground potential rise (GPR), or which may be buried adjacent to electric power transmission and distribution lines.

BSR/IEEE 802.15.9-201x, Recommended Practice for Transport of Key Management Protocol (KMP) Datagrams (new standard)

Stakeholders: The stakeholders include implementers and those who deploy IEEE Std 802.15.4 and IEEE Std 802.15.7 that need network security and thus need a mechanism for initiating and maintaining the security keys. The stakeholders include consumer electronics manufacturers, building automation, and utilities.

Project Need: IEEE Std 802.15 and IEEE Std 802.15.7 have always supported datagram security, but have not provided a mechanism for establishing the keys used by this feature. Lack of key management support in IEEE Std 802.15.4 and IEEE Std 802.15.7 results in weak keys which is a common avenue for attacking the security system. Adding KMP support is critical to a proper security framework. This project will provide a Recommended Practice for the transport of KMP datagrams within these standards.

This Recommended Practice defines a message exchange framework based on Information Elements as a transport method for key management protocol (KMP) datagrams and guidelines for the use of some existing KMPs with the IEEE Std 802.15 and IEEE Std 802.15.7. This Recommended Practice does not create a new KMP.

BSR/IEEE 802.16.1b-201x, IEEE Standard for WirelessMAN-Advanced Air Interface for Broadband Wireless Access Systems - Amendment: Enhancements to Support Machine-to-Machine Applications (new standard)

Stakeholders: Stakeholders for the Standard: Network operators, utility companies, government agencies, network equipment manufacturers, mobile and wireless device manufacturers, semiconductor manufacturers.

Project Need: The current IEEE 802.16.1 standard and the amendments under development do not address the unique requirements of these applications, such as very low power consumption, large number of devices, short burst transmissions, device tampering detection and reporting etc. While these requirements are not all-encompassing to the Machine-to-Machine applications space, they will enable many applications that need the enhancements proposed in this amendment.

This amendment specifies medium access control (MAC) enhancements and minimal WirelessMAN-Advanced physical layer (PHY) modifications in licensed bands to support lower power consumption at the device, support by the base station of significantly larger numbers of devices, efficient support for small burst transmissions, and improved device authentication.

BSR/IEEE 802.16.1a-201x, IEEE Standard for WirelessMAN-Advanced Air Interface for Broadband Wireless Access Systems - Amendment: Higher Reliability Networks (new standard)

Stakeholders: Semiconductor manufacturers, network equipment manufacturers, mobile and wireless device manufacturers, network operators, utility companies, government agencies (e.g. US Department of Homeland Security, Department of Energy and the Federal Aviation Administration), non-government agencies with equivalent interest and the public safety and energy industries.

Project Need: This project is expected to support communication with higher reliability that may be used in some Smart Grid applications. High data rates and long range are required for some of these applications. 802.16.1 technology is uniquely suitable for these purposes, due to its inherent longer range and high data rate capability compared to other wireless technologies. The benefit of this particular project is to facilitate applications for those new markets.

This amendment specifies protocol enhancements to the medium access control layer (MAC) for enabling increased robustness and alternate radio path establishment in degraded network conditions. Limited WirelessMAN-Advanced physical layer extensions are included for enabling operation with radio path redundancy and direct communication between subscriber stations. Also mobile base stations and mobile relay stations are supported.

BSR/IEEE 802.22b-201x, IEEE Standard for Information Technology-- Telecommunications and information exchange between systems Wireless Regional Area Networks (WRAN)--Specific Requirements - Part 22: Cognitive Wireless RAN Medium Access Control (MAC) and Physical Layer (PHY) Specifications: Policies and Procedures for Operation in the TV Bands Amendment: Enhancement for Broadband Services and Monitoring Applications (new standard)

Stakeholders: The stakeholders include: Chip and equipment manufacturers, government organizations, broadcasters, utility companies, wireless internet and data service providers and operators of IEEE Std. 802.22-2011 devices and other entities such as database service providers to which the standard may need to interface.

Project Need: Enhanced technologies become necessary to enable communications among devices to support those applications. None of the use cases mentioned above are supported by the IEEE Std. 802.22-2011 and hence, a new project is required.

This amendment specifies alternate Physical Layer (PHY) and necessary Medium Access Control Layer (MAC) enhancements to IEEE Std. 802.22-2011 for operation in Very High Frequency (VHF) /Ultra High Frequency (UHF) TV broadcast bands between 54 MHz and 862 MHz to support enhanced broadband services and monitoring applications. The standard supports aggregate data rates greater than the maximum data rate supported by IEEE Std. 802.22-2011. This standard defines new classes of 802.22 devices to address these applications and supports more than 512 devices in a network.

BSR/IEEE 1202-2006/Cor 1-201x, IEEE Standard for Flame-Propagation Testing of Wire & Cable - Corrigendum 1 (addenda to ANSI/IEEE 1202-2006)

Stakeholders: Cable manufacturers and users, laboratories performing the test

Project Need: A calculation error was noted in the English units of one of the equations. The corrigendum is being submitted to correct this.

The corrigendum changes the English unit calculations on equation 2 of Section 6.2.2.

BSR/IEEE 1549-2011/Cor 1-201x, IEEE Standard for Microwave Filter Definitions - Corrigendum 1 (new standard)

Stakeholders: microwave filter manufacturers, microwave component manufacturers,

Project Need: The definition for characteristic impedance was found to be in error, and this corrigendum will correct the error.

This corrigendum corrects a technical error made during the preparation of IEEE 1549 - Standard for Microwave Filter Definitions.

BSR/IEEE 1843-201x, Recommended Practice for Generating Renewable Energy Using Plasma Gasification (new standard)

Stakeholders: The stakeholders include design engineers, manufacturers, installers, local authorities issuing permits for plasma gasification plants construction, and plasma gasification plants owners / operators.

Project Need: To provide guidelines for engineering and design of plasma generation plants. The specific problem associated with plasma generation plants is that there is no guideline that engineers, balance of plant designers, local jurisdictions that issue permits, and various local, states and federal agencies can use as reference. The lack of a recommended practice has led to confusion for local counties on what to approve and what not to approve.

This recommended practice presents definitions, theory of operation, recommended engineering practices, and guidelines for design, selection, integration, operation and maintenance of plasma gasification plants. It also provides recent applications of the plasma gasification technology and makes recommendations on gasification plants bi-products analysis practices.

BSR/IEEE 1844-201x, Standard Test Procedure for Determining Circuit Integrity Performance of Fire Resistive Cables in Nuclear Facilities (new standard)

Stakeholders: nuclear facilities, cable manufactures and nuclear engineering design entities or nuclear architect engineering companies

Project Need: There is currently no consensus standard acceptable to the nuclear industry. UL 2196 provides a rating method for fire resistive cables; however the acceptance criteria of that standard do not address all the needs of the nuclear industry. Therefore, development of a consensus standard under IEEE ICC that provides acceptable criteria for evaluation the fire resistance of electrical cables is needed.

This standard provides a method for subjecting energized cable to a standard fire exposure to obtain a time rating. Types of cable include power, control, instrumentation and communication cables. Acceptance criteria are based on the cable maintaining functionality throughout the prescribed test.

BSR/IEEE 1872-201x, Standard for Ontologies for Robotics and Automation (new standard)

Stakeholders: Robot manufacturers, system integrators, robot end-users (part manufacturers, automotive industry, construction industry, service and solution providers, etc.), robot equipment suppliers, robot software developers, and researchers/developers.

Project Need: The standard knowledge representation methodology and terminology that is being developed in this group will 1) more precisely define the concepts in the robot's knowledge representation, 2) ensure common understanding among members of the community, and 3) facilitate more efficient data integration and transfer of information among robotic systems.

This standard defines an overall ontology that allows for the representation of, reasoning about, and communication of knowledge in the robotics and automation domain. This ontology includes key terms as well as their definitions, attributes, constraints, and relationships. Sub-parts of this standard include a linguistic framework, generic concepts (an upper ontology), a methodology to add new concepts, and subdomain ontologies.

BSR/IEEE 1873-201x, Standard for Robot Map Data Representation for Navigation (new standard)

Stakeholders: Manufacturers, service and solution providers, equipment suppliers in the robotics, automotive, software, and construction industries.

Project Need: The benefit of this standard is that common robot map representations will be established such that developing and deploying various robotic applications based on robot navigation can be facilitated.

This standard provides map data representation to encode the surrounding environments for mobile robots in a format suitable for exchange between components and systems. Map data representation in this standard describes two-dimensional (2D) representation of an environment in the form of a metric map, a topological map, and/or a combination of both. This standard also describes a methodology, including software Application Programming Interfaces (APIs), for exchanging map data among robots, computers, and other compatible devices along with glossaries specific to mobile robot navigation. This standard is neither limited by geographic scale nor sensor modalities.

BSR/IEEE 1900.5.1-201x, Standard Policy Language for Dynamic Spectrum Access Systems (new standard)

Stakeholders: Stakeholders include wireless devices end users, regulators, operators and network equipment manufacturers.

Project Need: The functionality targeted in this standard will lead to the optimum exploitation of the radio eco-space, for all stakeholders, in order to obtain required metrics (e.g., Quality of Service). This in turn will support the development of anytime and anywhere wireless access to resources and services, thus perpetuating the industry and its investments.

This standard defines a vendor-independent policy language for managing the functionality and behavior of dynamic spectrum access networks based on the language requirements defined in IEEE 1900.5, Standard Policy Language Requirements and System Architectures for Dynamic Spectrum Access Systems.

BSR/IEEE 1903.1-201x, Standard for Content Delivery Protocols of Next Generation Service Overlay Network (NGSON) (new standard)

Stakeholders: Stakeholders for this standard include Network Operators, Service/Content Providers, Equipment suppliers and the Public.

Project Need: The content delivery is an essential capability of NGSON to deliver the service content to the end-users in an efficient manner in terms of resource usage and QoS.

This Standard specifies protocols among Content Delivery (CD) Functional Entity (FE), Service Routing (SR) FE, Service Policy Decision (SPD) FE, Service Discovery and Negotiation (SDN) FE, and Context Information Management (CIM) FE to support advanced content delivery capability in next generation service overlay networks. The content delivery capability aims to support content discovery, content cache and storage management, content delivery control, and transport Quality of Service (QoS) control including context-aware and dynamically adaptive content delivery operations.

BSR/IEEE 1903.2-201x, Standard for Service Composition Protocols of Next Generation Service Overlay Network (NGSON) (new standard)

Stakeholders: Stakeholders for this standard include Network Operators, Service/Content Providers, Equipment suppliers and the Public.

Project Need: Service composition is one of the most important features defined in NGSON to support composite services. This project will define a set of protocols to provide service composition capabilities of NGSON.

This standard specifies protocols among Service Composition (SC) Functional Entity (FE), Service Discovery and Negotiation (SDN) FE, Context Information Management (CIM) FE, Service Routing (SR) FE and Service Policy Decision (SPD) FE to support service composition capabilities in next generation service overlay network. The capabilities of service composition aim to support service chaining and instantiation, specification interpretation, service brokering and execution, and context-aware and dynamically adaptive service composition.

BSR/IEEE 1903.3-201x, Standard for Self-Organizing Management Protocols of Next Generation Service Overlay Network (NGSON) (new standard)

Stakeholders: Stakeholders for this standard include Network Operators, Service/Content Providers, Equipment suppliers and the Public.

Project Need: Operations and Management are an important property of NGSON. This project will address the self-organizing management support of NGSON.

This standard specifies protocols between Overlay Management (OM) Functional Entity (FE) and all other NGSON FEs, and/or NGSON nodes to enable OM FE involved self-organizing management capability. This capability includes activation and deactivation of an NGSON node and addition, deletion, movement and copy of an NGSON function entity from or to an NGSON node. This standard also specifies protocols among Service Routing (SR) FEs to enable OM FE non-involved self-organizing management capability such as re-organization of overlay structure among multiple SR FEs for recovery from a failed or overloaded SR FE or for performance improvement of service routing.

BSR/IEEE 1908.1-201x, Virtual Keyboard Standard for Indic Languages (new standard)

Stakeholders: Stakeholders for this standard include: Smart phone companies; software development companies; telecom companies; government departments or institutions funded partly by government for promotion of Indic languages in information technology.

Project Need: The standard helps the industry to implement Indian language input in a portable and standardized manner. There is currently no defined, independent standard for virtual keypads for Indian languages.

This standard defines virtual keyboards for Indic language computing, primarily for use on mobile phones and tablets with touch interface. The target languages are the Government of India's official languages and their scripts, as recognized by the Government and Unicode. This standard includes definition for virtual keyboard configurations with a limited set of keys (12), and also for larger set of keys (more than 12). The standard includes prototype reference implementation of device driver and software.

BSR/IEEE 1909.1-201x, Recommended Practice for Smart Grid Communication Equipment - Test Methods and Installation Requirements (new standard)

Stakeholders: The range of stakeholders are broad and include, but are not limited to, telecom equipment manufacturers, utilities, testing industry, government regulatory bodies.

Project Need: The communication industry lacks experience about standards applicable to equipment to be installed in different environmental conditions pertaining to different domains of smart grid. Based on best engineering practice, such recommendations significantly improve the reliability of the smart grid communication devices and optimize the amount of testing to verify their performance under certain conditions.

This document includes Recommended Practice for testing and installing different types of smart grid communication equipment according to national and international standards available for equipment to be used in the smart grid. The Recommended Practice includes Safety, EMC, Environmental and Mechanical battery of tests but excludes the interoperability testing. This document captures Recommended Practice for communication equipment to be installed in various domains of the smart grid such as generation, transmission and distribution.

BSR/IEEE 15026-4-201x, Standard for Systems and software engineering - Systems and software assurance - Part 4: Assurance in the life cycle (identical national adoption of ISO/IEC JTC1 15026-4)

Stakeholders: Software engineers, systems engineers, and the organizations that employ them or buy products created by them.

Project Need: The purpose of this project is to support the harmonization of the software and systems engineering standards of IEEE and ISO/IEC JTC 1/SC 7 so that users are free to choose standards from either collection without fear of contradiction.

Adoption of the current standard fills a gap in the IEEE collection.

This part of ISO/IEC 15026 gives guidance and recommendations for conducting selected processes, activities and tasks for systems and software products requiring assurance claims for properties selected for special attention, called critical properties. This part of ISO/IEC 15026 specifies a property-independent list of processes, activities and tasks to achieve the claim and show the achievement of the claim. This part of ISO/IEC 15026 establishes the processes, activities, tasks, guidance and recommendations in the context of a defined life cycle model and set of life cycle processes for system and/or software life cycle management.

BSR/IEEE 62704-4-201x, Standard for Determining the Peak Spatial-Average Specific Absorption Rate (SAR) in the Human Body from Wireless Communications Devices, 30 MHz - 6 GHz: General Requirements for Using the Finite Element Method (FEM) for SAR Calculations and Specific Requirements for Modeling Vehicle-Mounted Antennas and Personal Wireless Devices (new standard)

Stakeholders: Stakeholders include manufacturers of mobile phones and other wireless communication devices. The concepts, techniques, models, validation procedures, uncertainties and limitations of the Finite-Element Method (FEM) described in this standard will also be useful to manufacturers of medical devices using the FEM method to ensure the safety and efficacy of their devices.

Project Need: This project replaces P1528.4. This standard will fill the emerging need for computational techniques for determining the SAR associated with human exposure to wireless devices.

Ultimately, these techniques should replace many complex and costly experimental techniques now being used. These techniques would also fulfill a need for a process useful at the design stage to ensure that certain wireless devices will meet existing rules and regulations.

This standard describes the concepts, techniques, models, validation procedures, uncertainties and limitations of the Finite-Element Method when used for determining the spatial-peak specific absorption rate (SAR) in standardized anatomical models exposed to wireless communication devices, including vehicle-mounted antennas and personal wireless devices, such as hand-held mobile phones. Guidance on modeling such devices and benchmark data for simulation is provided; model contents, meshing and test positions of the anatomical models are defined.

BSR/IEEE 80005-2-201x, Cold Ironing - Part 2: High Voltage Shore Connection (HVSC) Systems - Communication Interface Description (new standard)

Stakeholders: Target users for this standard are ports, shipbuilders, designers of shore power systems as well as end users and regulatory agencies.

Project Need: Many ports worldwide are encouraging or requiring certain vessels to connect to shore power for the duration of port visits to reduce air pollution emissions. Coordinated development of analytical techniques, port infrastructure and shipboard electrical plants will facilitate the implementation of the "any ship, any port" concept.

This standard describes the data interfaces of shore and ships as well as step-by-step the procedures for the onshore power supply communication. All arguments, which are written in italics in this standard, are signals of the telegrams. In the interface descriptions, the address and data type are specified.

BSR/IEEE C37.04-201x, Standard for Ratings and Requirements for AC High Voltage Circuit Breakers with Rated Maximum Voltage above 1000 V (revision of ANSI/IEEE C37.04-2007)

Stakeholders: Users of high voltage circuit breakers, manufacturers, consultants

Project Need: This project will be a general revision which will also incorporate amendments IEEE Std C37.04a-2003 and IEEE Std C37.04b-2008, incorporate relevant portions of IEEE Std C37.04-1999/Corrigendum 1-2009, incorporate relevant portions of NEMA Std SG4-2009, and incorporate IEEE Std C37.06-2009.

This standard applies to ac high-voltage circuit breakers with rated maximum voltage above 1000 V. It establishes a rating structure, preferred ratings, and construction and functional component requirements. This standard encompasses: Three pole circuit breakers used in three-phase systems; Single pole circuit breakers used in single-phase systems; and - Attachments for these circuit breakers, such as bushings, current transformers, interlocks, shunt trips, etc.

BSR/IEEE C37.20.7-201x, Guide for Testing Switchgear Rated 38 kV or Below for Internal Arcing Faults (revision of ANSI/IEEE C37.20.7-2008)

Stakeholders: The stakeholders for this project are manufacturers of metal-enclosed switchgear, users of such equipment (including facilities for manufacturing, petrochemical production, refineries, utility generation or distribution, and other facilities that consume large quantities of electricity), and general interest organizations (such as consulting engineers, maintenance organizations, test agencies, third-party certification organizations).

Project Need: This project is intended to evaluate additional types of equipment for arc fault testing and add the appropriate procedures for accomplishing relevant tests for these additional types of equipment. The project also incorporates the words of corrigendum 1 and other corrections/improvements determined from document use.

This guide establishes methods by which equipment may be tested for resistance to the effects of arcing due to an internal fault. Equipment types covered in this guide include metal-enclosed switchgear as defined by ANSI/IEEE C37.20.1, C37.20.2, and C37.20.3; metal-enclosed bus as defined by ANSI/IEEE C37.23; medium-voltage ac controllers as defined by UL 347; motor control centers as defined by UL 845; and switchboards as defined by UL 891. This guide applies only to equipment utilizing air as the primary insulating medium and rated 38 kV ac or below.

BSR/IEEE C57.12.24-201x, Standard for Submersible, Three-Phase Transformers, 3750 kVA and Smaller: High Voltage, 34 500 GrdY/19 920 Volts and Below; Low Voltage, 600 Volts and Below (revision of ANSI/IEEE C57.12.24-2009)

Stakeholders: The stakeholders are electric utilities, commercial and residential customers and manufacturers of distribution transformers.

Project Need: The standard is being revised to add additional mechanical and electrical requirements for the manufacturing of three-phase, submersible distribution transformers. Both end users (mostly utilities) and manufacturers will benefit since the new revision will resolve some of the ambiguity and provide additional guidance in regard to mechanical and electrical requirements.

This standard covers certain electrical, dimensional, and mechanical characteristics and takes into consideration certain safety features of three-phase, 60 Hz, liquid-immersed, self-cooled, submersible transformers with separable insulated high-voltage connectors. These transformers are rated 3750 kVA and smaller with high voltages of 34 500 GrdY/19 920 V and below and with low voltages of 600 V and below. These transformers are generally used for step-down purposes from an underground primary cable supply. These transformers are typically installed in an enclosure below ground level, operated from above and suitable for continuous submerged operation.

BSR/IEEE C57.94-201x, Recommended Practice for Installation, Application, Operation, and Maintenance of Dry-Type General Purpose Distribution and Power Transformers (revision of ANSI/IEEE C57.94-2007)

Stakeholders: The stakeholders for this standard include the users and manufacturers of dry type distribution and power transformers.

Project Need: This project is needed to update of C57.94 (last revision was published 1982). This project will correct errors and update the document to reflect current advancements in technologies, and will update the document format to align with current IEEE standard protocols.

This recommended practice covers general recommendations for the application, installation, operation and maintenance of single and polyphase dry-type general purpose, distribution, power, and auto-transformers of the following types:

- (1) Ventilated, indoor and outdoor, self-cooled or forced air cooled;
- (2) Nonventilated, indoor and outdoor, self-cooled or forced air cooled;
- (3) Sealed, indoor and outdoor, self-cooled; and
- (4) Cast coil.

BSR/IEEE C57.106-201x, Guide for Acceptance and Maintenance of Insulating Oil in Equipment (revision of ANSI/IEEE C57.106-2007)

Stakeholders: Owners and users of mineral oil-filled equipment, and Field Service firms that service same.

Project Need: This Guide provides critical evaluation information to owners and users of power equipment which contains mineral oil.

This guide applies to mineral oil used in transformers, load tap changers, voltage regulators, reactors, and circuit breakers. The guide discusses the following:

- (a) Analytical tests and their significance for the evaluation of mineral insulating oil;
- (b) The evaluation of new, unused mineral insulating oil before and after filling into equipment;
- (c) Methods of handling and storage of mineral insulating oil;
- (d) The evaluation of service-aged mineral insulating oil; and
- (e) Health and environmental care procedures for mineral insulating oil.

BSR/IEEE C57.157-201x, Guide for Conducting Functional Life Tests for De-energized Tap-changer Contacts (new standard)

Stakeholders: Tapchanger manufacturers, switch manufacturers, transformer manufacturers using switching devices, electric utilities and other transformer users, and consultants

Project Need: Contact coking and thermal run-a-way of electrical contacts in liquid filled transformers are associated with unstable contacts. Reliable test methods to identify stable and unstable materials are described in this guide and provide repeatable conditions to simulate accelerated life conditions.

This Guide provides the requirements and recommended testing methods for performing an accelerated life test for de-energized tap changers, dual voltage switches, reversing switches of on-load-tap-changers and other products for distribution and power transformers, containing electrical contacts in liquid-filled chambers.

BSR/IEEE C93.3-201x, Standard for the Requirements for Power-Line Carrier Line Traps (30-500 kHz) (new standard)

Stakeholders: Power Utilities using communication via power line carrier

Project Need: This standard has been under the NEMA secretarite and in 2004 this family of standards were transferred to IEEE. This is the second of the family to be revised to be in the IEEE format and update the information as needed.

This standard applies to a line trap inserted into a power line to provide a high impedance at power-line-carrier frequencies (30-500 kHz). The purpose is to isolate the carrier signal from system impedance changes due to faults or switching behind the point of insertion, and guide the signal in the proper direction. The standard covers line traps in which the main coil is designed as a single phase, air-cooled inductor of the dry type.

ISA (ISA)

Office: 67 Alexander Drive
Research Triangle Park, NC 27709

Contact: Charles Robinson

Fax: (919) 549-8288

E-mail: crobinson@isa.org

BSR/ISA 111.01-201x, Unified Automation for Buildings - Part 1: Terminology and Concepts (new standard)

Stakeholders: Those involved in the automation of individual buildings, a local collection of buildings such as a campus, or a geographically diverse collection of buildings.

Project Need: First in a series of standards on the unified management of the various automation subsystems of buildings.

Will address general requirements, classifications, and prioritization for vendor-neutral communications between or among of the various automation subsystems of an individual building or a local collection or geographically diverse collection of buildings. The work will reference applicable information models, but will not undertake the development of new models.

ITI (INCITS) (InterNational Committee for Information Technology Standards)

Office: 1101 K Street NW, Suite 610
Washington, DC 20005

Contact: *Barbara Bennett*

Fax: (202) 638-4922

E-mail: bbennett@itic.org

INCITS/ISO 19118-201x, Geographic information - Encoding (identical national adoption and revision of INCITS/ISO/IEC 19118-2005 (R2011))

Stakeholders: ICT industry

Project Need: Adoption of this International Standard will be beneficial to the ICT industry.

ISO 19118: 2011 specifies the requirements for defining encoding rules for use for the interchange of data that conform to the geographic information in the set of International Standards known as the "ISO 19100 series".

INCITS/ISO 19149:2011, Geographic information - Rights expression language for geographic information - GeoREL (identical national adoption of ISO 19149:2011)

Stakeholders: ICT industry

Project Need: Adoption of this International Standard will be beneficial to the ICT industry.

ISO 19149:2011 defines an XML-based vocabulary or language to express rights for geographic information in order that digital licenses can be created for such information and related services. This language, GeoREL, is an extension of the rights expression language in ISO/IEC 21000-5 and is to be used to compose digital licenses. Each digital license will unambiguously express those particular rights that the owners (or their agent) of a digital geographic resource extend to the holders of that license. The digital rights management system in which these licenses are used can then offer *ex ante* (before the fact) protection for all such resources.

INCITS/ISO 19156:2011, Geographic information - Observations and measurements (identical national adoption of ISO 19156:2011)

Stakeholders: ICT industry

Project Need: Adoption of this International Standard will be beneficial to the ICT industry.

ISO 19156: 2011 defines a conceptual schema for observations, and for features involved in sampling when making observations. These provide models for the exchange of information describing observation acts and their results, both within and between different scientific and technical communities.

INCITS/ISO 19131:2007/Amd 1:2011, Requirements relating to the inclusion of an application schema and feature catalogue and the treatment of coverages in an application schema (identical national adoption of ISO 19131:2007/Amd 1:2011)

Stakeholders: ICT industry

Project Need: Adoption of this International Standard will be beneficial to the ICT industry.

This is the first Amendment to ISO 19131: 2007 that specifies requirements for the specification of geographic data products, based upon the concepts of other ISO 19100 International Standards. It also provides help in the creation of data product specifications, so that they are easily understood and fit for their intended purpose.

INCITS/ISO/IEC 9075-1:2011, Information technology - Database languages - SQL - Part 1: Framework (SQL/Framework) (identical national adoption and revision of INCITS/ISO/IEC 9075-1-2008)

Stakeholders: ICT industry

Project Need: Adoption of this International Standard will be beneficial to the ICT industry.

ISO/IEC 9075-1: 2011 describes the conceptual framework used in other parts of ISO/IEC 9075 to specify the grammar of SQL and the result of processing statements in that language by an SQL-implementation.

INCITS/ISO/IEC 9075-2:2011, Information technology - Database languages - SQL - Part 2: Foundation (SQL/Foundation) (identical national adoption and revision of INCITS/ISO/IEC 9075-2-2008)

Stakeholders: ICT industry

Project Need: Adoption of this International Standard will be beneficial to the ICT industry.

ISO/IEC 9075-2: 2011 defines the data structures and basic operations on SQL-data. It provides functional capabilities for creating, accessing, maintaining, controlling, and protecting SQL-data. Both static and dynamic variants of the language are proved. In addition to direct invocation, bindings are provided for the programming languages Ada, C, COBOL, Fortran, M, Pascal, and PL/I.

INCITS/ISO/IEC 9075-4:2011, Information technology - Database languages - SQL - Part 4: Persistent Stored Modules (SQL/PSM) (identical national adoption and revision of INCITS/ISO/IEC 9075-4-2008)

Stakeholders: ICT industry

Project Need: Adoption of this International Standard will be beneficial to the ICT industry.

ISO/IEC 9075-4: 2011 specifies the syntax and semantics of statements to add a procedural capability to the SQL language in functions and procedures. It includes statements to direct the flow of control, define variables, make assignments and handle exception conditions.

INCITS/ISO/IEC 9075-11:2011, Information technology - Database languages - SQL - Part 11: Information and Definition Schemas (SQL/Schemata) (identical national adoption and revision of INCITS/ISO/IEC 9075-11-2008)

Stakeholders: ICT industry

Project Need: Adoption of this International Standard will be beneficial to the ICT industry.

ISO/IEC 9075-11: 2011 specifies an Information Schema and a Definition Schema that describes the structure and integrity constraints of SQL-data, the security and authorization specifications relating to SQL-data and the features supported by an SQL-implementation together with other sizing information.

INCITS/ISO/IEC 9075-14:2011, Information technology - Database languages - SQL - Part 14: XML-Related Specifications (SQL/XML) (identical national adoption and revision of INCITS/ISO/IEC 9075-14-2003)

Stakeholders: ICT industry

Project Need: Adoption of this International Standard will be beneficial to the ICT industry.

ISO/IEC 9075-14: 2011 defines ways in which SQL can be used in conjunction with XML. It defines ways of importing and storing XML data in an SQL database, manipulating it within the database and publishing both XML and conventional SQL-data in XML form.

INCITS/ISO/IEC 13249-3:2011, Information technology - Database languages - SQL multimedia and application packages - Part 3: Spatial (identical national adoption and revision of INCITS/ISO/IEC 13249-3-2007)

Stakeholders: ICT industry

Project Need: Adoption of this International Standard will be beneficial to the ICT industry.

ISO/IEC 13249-3: 2011 defines spatial user-defined types, routines and schemas for generic spatial data handling. It addresses the need to store, manage and retrieve information based on aspects of spatial data such as geometry, location and topology.

INCITS/ISO/IEC 18042-4:2006/Amd 1:2011, Information technology - Computer graphics and image processing - Spatial Reference Model (SRM) language bindings - Part 4: C - Amendment 1 (identical national adoption of ISO/IEC 18042-4:2006/Amd 1:2011)

Stakeholders: ICT industry

Project Need: Adoption of this International Standard will be beneficial to the ICT industry.

This is the first Amendment to ISO/IEC 18042-4: 2005 that specifies a language-independent application program interface (API). For integration into a programming language, the Spatial Reference Model (SRM) API is embedded in a language-dependent layer obeying the particular conventions of that language. ISO/IEC 18042-4: 2005 specifies such a language-dependent layer for the C language.

INCITS/ISO/IEC 19776-3:2011, Information technology - Computer graphics, image processing and environmental data representation - Extensible 3D (X3D) encodings - Part 3: Compressed binary encoding (identical national adoption and revision of INCITS/ISO/IEC 19776-3-2009)

Stakeholders: ICT industry

Project Need: Adoption of this International Standard will be beneficial to the ICT industry.

ISO/IEC 19776-3:2011 defines a mapping of the abstract objects in X3D to a specific X3D encoding written out in a compact binary form. Each X3D file encoded using the compressed binary encoding:

- supports all of the purposes of X3D files defined in the X3D abstract specification ISO/IEC 19775; and
- encodes X3D constructs in a compressed binary format, taking advantage of geometric and information-theoretic compression techniques.

INCITS/ISO/IEC 19784-2:2007/CORRIGENDUM 1:2011, Information technology - Biometric application programming interface - Part 2: Biometric archive function provider interface - Technical Corrigendum 1 (identical national adoption of ISO/IEC 19784-2:2007/CORRIGENDUM 1:2011)

Stakeholders: ICT Industry

Project Need: Adoption of this International Standard will be beneficial to the ICT industry.

This is the first Technical Corrigendum to ISO/IEC 19784-2:2007 that defines the interface between a biometric service provider (BSP) and a biometric archive function provider (BAFP) for BioAPI. A BAFP encapsulates all functionality for the storage, search and management of biometric reference data regardless of the kind of physical storage media. Using a BAFP, a BSP does not have to provide special handling of different storage media like database servers, smartcards, database web services, etc. Whatever media is used, the BSP in all cases handles the same interface for a BAFP.

INCITS/ISO/IEC 19794-1:2011, Information technology - Biometric data interchange formats - Part 1: Framework (identical national adoption and revision of INCITS/ISO/IEC 19794-1-2007)

Stakeholders: ICT Industry

Project Need: Adoption of this International Standard will be beneficial to the ICT industry.

ISO/IEC 19794-1: 2011 describes the general aspects and requirements for defining biometric data interchange formats. The notation and transfer formats provide platform independence and separation of transfer syntax from content definition. ISO/IEC 19794-1: 2011 defines what is commonly applied for biometric data formats, i.e., the standardization of the common content, meaning, and representation of biometric data formats of biometric types considered in the specific parts of ISO/IEC 19794.

INCITS/ISO/IEC 19794-2:2011, Information technology - Biometric data interchange formats - Part 2: Finger minutiae data (identical national adoption and revision of INCITS/ISO/IEC 19794-2-2007)

Stakeholders: ICT Industry

Project Need: Adoption of this International Standard will be beneficial to the ICT industry.

ISO/IEC 19794-2:2011 specifies a concept and data formats for representation of fingerprints using the fundamental notion of minutiae. It is generic, in that it may be applied and used in a wide range of application areas where automated fingerprint recognition is involved. It contains definitions of relevant terms, a description of how minutiae are to be determined, data formats for containing the data for both general use and for use with cards, and conformance information. Guidelines and values for matching and decision parameters are provided.

INCITS/ISO/IEC 19794-4:2011, Information technology - Biometric data interchange formats - Part 4: Finger image data (identical national adoption and revision of INCITS/ISO/IEC 19794-4:2005 (R2007))

Stakeholders: ICT Industry

Project Need: Adoption of this International Standard will be beneficial to the ICT industry.

ISO/IEC 19794-4:2011 specifies a data record interchange format for storing, recording, and transmitting the information from one or more finger or palm image areas within an ISO/IEC 19785-1 data structure. This can be used for the exchange and comparison of finger image data. It defines the content, format, and units of measurement for the exchange of finger image data that may be used in the verification or identification process of a subject. The information consists of a variety of mandatory and optional items, including scanning parameters, compressed or uncompressed images and vendor-specific information.

INCITS/ISO/IEC 19794-5:2011, Information technology - Biometric data interchange formats - Part 5: Face image data (identical national adoption and revision of INCITS/ISO/IEC 19794-5:2005 (R2007))

Stakeholders: ICT Industry

Project Need: Adoption of this International Standard will be beneficial to the ICT industry.

- Specifies a record format for storing, recording, and transmitting information from one or more facial images or a short video stream of facial images;
- specifies scene constraints of the facial images;
- specifies photographic properties of the facial images;
- specifies digital image attributes of the facial images; and
- provides best practices for the photography of faces.

INCITS/ISO/IEC 19794-6:2011, Information technology - Biometric data interchange formats - Part 6: Iris image data (identical national adoption and revision of INCITS/ISO/IEC 19794-6:2007)

Stakeholders: ICT industry

Project Need: Adoption of this International Standard will be beneficial to the ICT industry.

ISO/IEC 19794-6:2011 specifies iris image interchange formats for biometric enrollment, verification and identification systems. The image information might be stored as:

- an array of intensity values optionally compressed with ISO/IEC 15948 or ISO/IEC 15444; or
- an array of intensity values optionally compressed with ISO/IEC 15948 or ISO/IEC 15444 that might be cropped around the iris, with the iris at the centre, and which might incorporate region-of-interest masking of non-iris regions.

INCITS/ISO/IEC 19794-9:2011, Information technology - Biometric data interchange formats - Part 9: Vascular image data (identical national adoption and revision of INCITS/ISO/IEC 19794-9:2007)

Stakeholders: ICT industry

Project Need: Adoption of this International Standard will be beneficial to the ICT industry.

ISO/IEC 19794-9: 2011 specifies an image interchange format for biometric person identification or verification technologies that utilize human vascular biometric images and can be used for the exchange and comparison of vascular image data.

INCITS/ISO/IEC 19794-4:2005/Cor 1:2011, Information technology - Biometric data interchange formats - Part 4: Finger image data - Technical Corrigendum 1 (identical national adoption of ISO/IEC 19794-4:2005/Cor 1:2011)

Stakeholders: ICT Industry

Project Need: Adoption of this International Standard will be beneficial to the ICT industry.

This is the first Technical Corrigendum to ISO/IEC 19794-4:2005 that specifies a data record interchange format for storing, recording, and transmitting the information from one or more finger or palm image areas within an ISO/IEC 19785-1 CBEFF data structure. This can be used for the exchange and comparison of finger image data. It defines the content, format, and units of measurement for the exchange of finger image data that may be used in the verification or identification process of a subject.

INCITS/ISO/IEC 19794-8:2006/Cor 1:2011, Information technology - Biometric data interchange formats - Part 8: Finger pattern skeletal data - Technical Corrigendum 1 (identical national adoption of ISO/IEC 19794-8:2006/Cor 1:2011)

Stakeholders: ICT industry

Project Need: Adoption of this International Standard will be beneficial to the ICT industry.

This is the first Technical Corrigendum to ISO/IEC 19794-8: 2006 that specifies the interchange format for the exchange of pattern-based skeletal fingerprint recognition data. The data format is generic, in that it may be applied and used in a wide range of application areas where automated fingerprint recognition is involved.

INCITS/ISO/IEC 19795-6:2012, Information technology - Biometric performance testing and reporting - Part 6: Testing methodologies for operational evaluation (identical national adoption of ISO/IEC 19795-6:2012)

Stakeholders: ICT industry

Project Need: Adoption of this International Standard will be beneficial to the ICT industry.

- Provides guidance on the operational testing of biometric systems;
- specifies performance metrics for operational systems;
- details data that may be retained by operational systems to enable performance monitoring; and
- specifies requirements on test methods, recording of data, and reporting of results of operational evaluations.

INCITS/ISO/IEC 29109-5:2011, Information technology - Conformance testing methodology for biometric data interchange formats defined in ISO/IEC 19794 - Part 5: Face image data (identical national adoption of ISO/IEC 29109-5:2011)

Stakeholders: ICT industry

Project Need: Adoption of this International Standard will be beneficial to the ICT industry.

ISO/IEC 29109-5:2011 supports applications using face images formatted according to ISO/IEC 19794-5:2005. It defines conformance test assertions that allow a receiving system to check the encoding requirements of ISO/IEC 19794-5:2005 are met and are internally consistent. Formally, ISO/IEC 29109-5:2011 establishes requirements for a conformance test suite that assesses conformity of ISO/IEC 19794-5:2005 records from conformant products. It is intended primarily for use by testing organizations, but can be applied by developers and users of test method specifications and test method implementations.

INCITS/ISO/IEC 29109-6:2011, Information technology - Conformance testing methodology for biometric data interchange formats defined in ISO/IEC 19794 - Part 6: Iris image data (identical national adoption of ISO/IEC 29109-6:2011)

Stakeholders: ICT industry

Project Need: Adoption of this International Standard will be beneficial to the ICT industry.

ISO/IEC 29109-6:2011 specifies elements of conformance testing methodology, test assertions, and test procedures as applicable to ISO/IEC 19794-6:2005. ISO/IEC 29109-6:2011 establishes:

- test assertions of the structure of the iris image data format as specified in ISO/IEC 19794-6:2005 (Type A Level 1 as defined in ISO/IEC 29109-1:2009); and
- test assertions of internal consistency by checking the types of values that may be contained within each field (Type A Level 2 as defined in ISO/IEC 29109-1:2009).

INCITS/ISO/IEC 29109-7:2011, Information technology - Conformance testing methodology for biometric data interchange formats defined in ISO/IEC 19794 - Part 7: Signature/sign time series data (identical national adoption of ISO/IEC 29109-7:2011)

Stakeholders: ICT industry

Project Need: Adoption of this International Standard will be beneficial to the ICT industry.

ISO/IEC 29109-7: 2011 specifies elements of conformance testing methodology, test assertions, and test procedures as applicable to ISO/IEC 19794-7. ISO/IEC 19794-7 defines two data interchange formats for signature/sign time series data, one for general use and one compact format for use with smart cards and other tokens.

INCITS/ISO/IEC 29109-8:2011, Information technology - Conformance testing methodology for biometric data interchange formats defined in ISO/IEC 19794 - Part 8: Finger pattern skeletal data (identical national adoption of ISO/IEC 29109-8:2011)

Stakeholders: ICT industry

Project Need: Adoption of this International Standard will be beneficial to the ICT industry.

ISO/IEC 29109-8:2011 specifies elements of conformance testing methodology, test assertions, and test procedures as applicable to ISO/IEC 19794-8:2006. It establishes:

- test assertions of the structure of the finger pattern skeletal data format as specified in ISO/IEC 19794-8:2006 (Type A Level 1 as defined in ISO/IEC 29109-1:2009); and
- test assertions of internal consistency by checking the types of values that may be contained within each field (Type A Level 2 as defined in ISO/IEC 29109-1:2009).

INCITS/ISO/IEC 29109-9:2011, Information technology - Conformance testing methodology for biometric data interchange formats defined in ISO/IEC 19794 - Part 9: Vascular image data (identical national adoption of ISO/IEC 29109-9:2011)

Stakeholders: ICT industry

Project Need: Adoption of this International Standard will be beneficial to the ICT industry.

ISO/IEC 19794-9:2007 specifies a data record interchange format for recording, storing, and transmitting one or more hand vascular images. Each image is accompanied by image-specific metadata contained in a header record. ISO/IEC 29109-9:2011 establishes tests for checking the correctness of the binary record. It defines a testing methodology to ensure conformance of a vendor's application or service to ISO/IEC 19794-9:2007.

INCITS/ISO/IEC 29109-4:2010/Cor 1:2011, Information technology - Conformance testing methodology for biometric data interchange formats defined in ISO/IEC 19794 - Part 4: Finger image data - Technical Corrigendum 1 (identical national adoption of ISO/IEC 29109-4:2010/Cor 1:2011)

Stakeholders: ICT industry

Project Need: Adoption of this International Standard will be beneficial to the ICT industry.

This is the first Technical Corrigendum to ISO/IEC 29109-4: 2010 that specifies elements of conformance testing methodology, test assertions, and test procedures as applicable to ISO/IEC 19794-4. ISO/IEC 29109-4: 2010 establishes test assertions of the structure of the finger image data format as specified in ISO/IEC 19794-4: 2005 (Type A Level 1 as defined in ISO/IEC 29109-1: 2009).

INCITS/ISO/IEC 29164:2011, Information technology - Biometrics - Embedded BioAPI (identical national adoption of ISO/IEC 29164:2011)

Stakeholders: ICT industry

Project Need: Adoption of this International Standard will be beneficial to the ICT industry.

ISO/IEC 29164: 2011 provides a standard interface to hardware biometric modules designed to be integrated in embedded systems which can be constrained in memory and computational power. It specifies a full interface for such hardware-based biometric modules. This interface, called Embedded BioAPI, is defined by the specification of commands to be implemented by these modules. Such a specification is done on two levels.

INCITS/ISO/IEC TR 19075-1:2011, Information technology - Database languages - SQL Technical Reports - Part 1: XQuery Regular Expression Support in SQL (identical national adoption of ISO/IEC TR 19075-1:2011)

Stakeholders: ICT industry

Project Need: Adoption of this International Standard will be beneficial to the ICT industry.

ISO/IEC TR 19075-1:2011 describes the regular expression support in SQL adopted from the regular expression syntax of XQuery 1.0 and XPath 2.0 Functions and Operators (Second Edition), which is derived from Perl. It discusses five operators using this regular expression syntax:

LIKE_REGEX predicate, to determine the existence of a match to a regular expression.

OCCURRENCES_REGEX numeric function, to determine the number of matches to a regular expression.

POSITION_REGEX function, to determine the position of a match.

SUBSTRING_REGEX function, to extract a substring matching a regular expression.

TRANSLATE_REGEX function, to perform replacements using a regular expression.

NEMA (ASC W1) (National Electrical Manufacturers Association)

Office: 1300 North 17th Street, Suite 1752
Rosslyn, VA 22209

Contact: Gregory Winchester

Fax: (703) 841-3399

E-mail: Gre_Winchester@nema.org; Paul.Crampton@nema.org

BSR/IEC 60974-1-AMD 1-201x, Standard for Arc Welding Equipment, Part 1: Welding Power Sources (supplement to ANSI/IEC 60974-1-2008)

Stakeholders: Welding/cutting equipment manufacturers, users, safety agencies

Project Need: Amendment to ANSI/IEC 60974-1 to address conventional load voltages

This amendment introduces changes to the conventional load requirements for engine-driven power sources.

BSR/IEC 60974-5-AMD 1-201x, Standard for Arc Welding Equipment, Part 5: Wire Feeders (supplement to ANSI/IEC 60974-5-2008)

Stakeholders: Welding/cutting equipment manufacturers, users, safety agencies

Project Need: Amendment to address tractors for arc welding/cutting. Amendment adds requirements for tractors used in arc welding/cutting.

BSR/IEC 60974-7-AMD 1-201x, Standard for Arc Welding Equipment, Part 7: Torches (supplement to ANSI/IEC 60974-7-2009)

Stakeholders: Welding/cutting equipment manufacturers, users, safety agencies

Project Need: Amendment to ANSI/IEC 60974-7 to address flammability of torch handles

This amendment introduces changes to the flammability rating requirements for torch handles.

SCTE (Society of Cable Telecommunications Engineers)

Office: 140 Philips Rd.
Exton, PA 19341

Contact: *Travis Murdock*

Fax: (610) 363-5898

E-mail: tmurdock@scte.org

BSR/SCTE IPS SP 217-201x, Specification for MoCA Operation in Drop Passives (new standard)

Stakeholders: Cable Telecommunications Industry

Project Need: Create new standard

The purpose of this specification is to define the minimum RF Performance requirements for passive devices that are used in MoCA-compliant networks.

BSR/SCTE IPS SP 218-201x, Specification for MoCA Operation in Drop Actives (new standard)

Stakeholders: Cable Telecommunications Industry

Project Need: Create new standard

The purpose of this specification is to define the minimum RF Performance requirements for active devices that are used in MoCA-compliant networks.

BSR/SCTE SMS 004-201x, Energy and Density Benchmark Measurement (new standard)

Stakeholders: Cable Telecommunications Industry

Project Need: Create new standard

The purpose of this standard is to define the metrics for measuring energy consumption and feature density in cable facilities. This standard will define the measurement criteria as well as the various levels of performance in terms of energy and service density.

SDI (ASC A250) (Steel Door Institute)

Office: 30200 Detroit Road
Cleveland, Ohio 44135

Contact: *Linda Hamill*

Fax: (440) 892-1404

E-mail: leh@wherryassoc.com

BSR A250.8-201x, Recommended Specifications for Standard Steel Doors and Frames (revision of ANSI A250.8-2003 (R2008))

Stakeholders: Architects and specifiers.

Project Need: Bring standard in line with industry since its last revision.

This specification for standard swinging steel doors and frames offers a variety of choices suitable for commercial application.

TCNA (ASC A108) (Tile Council of North America)

Office: 100 Clemson Research Blvd.
Anderson, SC 29625

Contact: *Katelyn Simpson*

Fax: (864) 646-2821

E-mail: ksimpson@tileusa.com

* BSR A137.2-201x, Specification for Glass Tile (revision of ANSI A137.2-2012)

Stakeholders: Ceramic tile installers, contractors, and builders (labor interest category), related material manufacturers (manufacturing interest category), distributors, retailers and consumers (user interest category), and affiliated industries (i.g. stone) and other general interest users of this standard (general interest category).

Project Need: Various stakeholders have suggested that new and revised criteria should be addressed by this standard.

These specifications describe manufacturing styles, body types, sizes and physical properties for standard grade glass tile; the basis for acceptance and methods of testing before installation; the marking of packaging and certification of tile; and definition of terms employed in these specifications.

* BSR A138.1-201x, Green Squared (SM): Standard Specifications for Sustainable Ceramic Tiles, Glass Tiles, and Tile Installation Materials (revision of ANSI A138.1-2011)

Stakeholders: Ceramic tile installers, contractors, and builders (labor interest category), related material manufacturers (manufacturing interest category), distributors, retailers and consumers (user interest category), and affiliated industries (i.g. stone) and other general interest users of this standard (general interest category).

Project Need: Various stakeholders have suggested that new and revised criteria should be addressed by this standard.

This standard establishes a consistent approach to the evaluation and determination of environmentally preferable and sustainable ceramic tiles, glass tiles and tile installation materials. The standard includes relevant criteria across product life cycle from raw material extraction through manufacturing, use, and end-of-life management.

American National Standards Maintained Under Continuous Maintenance

The ANSI Essential Requirements: Due Process Requirements for American National Standards provide two options for the maintenance of American National Standards (ANS): periodic maintenance (see clause 4.7.1) and continuous maintenance (see clause 4.7.2). Continuous maintenance is defined as follows:

The standard shall be maintained by an accredited standards developer. A documented program for periodic publication of revisions shall be established by the standards developer. Processing of these revisions shall be in accordance with these procedures. The published standard shall include a clear statement of the intent to consider requests for change and information on the submittal of such requests. Procedures shall be established for timely, documented consensus action on each request for change and no portion of the standard shall be excluded from the revision process. In the event that no revisions are issued for a period of four years, action to reaffirm or withdraw the standard shall be taken in accordance with the procedures contained in the ANSI Essential Requirements.

The Executive Standards Council (ExSC) has determined that for standards maintained under the Continuous Maintenance option, separate PINS announcements are not required. The following ANSI Accredited Standards Developers have formally registered standards under the Continuous Maintenance option.

- AAMI (Association for the Advancement of Medical Instrumentation)
- AAMVA (American Association of Motor Vehicle Administrators)
- AGA (American Gas Association)
- AGRSS, Inc. (Automotive Glass Replacement Safety Standards Committee, Inc.)
- ASC X9 (Accredited Standards Committee X9, Incorporated)
- ASHRAE (American Society of Heating, Refrigerating and Air-Conditioning Engineers, Inc.)
- ASME (American Society of Mechanical Engineers)
- ASTM (ASTM International)
- GEIA (Greenguard Environmental Institute)
- HL7 (Health Level Seven)
- MHI (ASC MH10) (Material Handling Industry)
- NAHBRC (NAHB Research Center, Inc.)
- NBBPVI (National Board of Boiler and Pressure Vessel Inspectors)
- NCPDP (National Council for Prescription Drug Programs)
- NISO (National Information Standards Organization)
- NSF (NSF International)
- TIA (Telecommunications Industry Association)
- UL (Underwriters Laboratories, Inc.)

To obtain additional information with regard to these standards, such as contact information at the ANSI accredited standards developer, please visit ANSI Online at www.ansi.org, select Internet Resources, click on "Standards Information," and see "American National Standards Maintained Under Continuous Maintenance". This information is also available directly at www.ansi.org/publicreview.

Alternatively, you may contact the Procedures & Standards Administration Department (PSA) at psa@ansi.org or via fax at 212-840-2298. If you request that information be provided via E-mail, please include your E-mail address; if you request that information be provided via fax, please include your fax number. Thank you.

ANSI-Accredited Standards Developers Contact Information

The addresses listed in this section are to be used in conjunction with standards listed in PINS, Call for Comment and Final Actions. This section is a list of developers who have submitted standards for this issue of *Standards Action* – it is not intended to be a list of all ANSI-Accredited Standards Developers. Please send all address corrections to Standards Action Editor at standact@ansi.org.

AMCA

AMCA International, Inc.
30 West University Drive
Arlington Heights, IL 60004-1893
Phone: (847) 704-6295
Fax: (847) 253-0088
Web: www.amca.org

APCO

Association of Public-Safety
Communications Officials-
International
351 N. Williamson Boulevard
Daytona Beach, FL 32114-1112
Phone: (919) 625-6864
Fax: (386) 944-2794
Web: www.apcolntl.org

ASA (ASC S12)

Acoustical Society of America
35 Pinelawn Road, Suite 114E
Suite 114E
Melville, NY 11747
Phone: (631) 390-0215
Fax: (631) 390-0217
Web: acousticalsociety.org

ASABE

American Society of Agricultural and
Biological Engineers
2950 Niles Road
St Joseph, MI 49085
Phone: (269) 932-7015
Fax: (269) 429-3852
Web: www.asabe.org

ASHRAE

American Society of Heating,
Refrigerating and Air-Conditioning
Engineers, Inc.
1791 Tullie Circle, NE
Atlanta, GA 30329
Phone: (404) 636-8400
Fax: (404) 321-5478
Web: www.ashrae.org

ASME

American Society of Mechanical
Engineers
3 Park Avenue, 20th Floor (20N2)
New York, NY 10016
Phone: (212) 591-8521
Fax: (212) 591-8501
Web: www.asme.org

ASQ (ASC Z1)

American Society for Quality
600 N Plankinton
Milwaukee, WI 53203
Phone: 800-248-1946
Fax: 414-272-1734
Web: www.asq.org

ASSE (Safety)

American Society of Safety Engineers
1800 East Oakton Street
Des Plaines, IL 60018-2187
Phone: (847) 768-3411
Fax: (847) 296-9221
Web: www.asse.org

ASTM

ASTM International
100 Barr Harbor Drive
West Conshohocken, PA 19428-2959
Phone: (610) 832-9743
Fax: (610) 834-3655
Web: www.astm.org

AWS

American Welding Society
550 N.W. LeJeune Road
Miami, FL 33126
Phone: (305) 443-9353
Fax: (305) 443-5951
Web: www.aws.org

CSA

CSA America, Inc.
8501 E. Pleasant Valley Rd.
Cleveland, OH 44131
Phone: (216) 524-4990
Fax: (216) 520-8979
Web: www.csa-america.org

CSAA (Organization)

Central Station Alarm Association
8150 Leesburg Pike
Vienna, VA 22182
Phone: (703) 242-4670
Fax: (703) 242-4675
Web: www.csaaul.org

GTEEMC

Georgia Tech Energy and
Environmental Management
Center
75 Fifth St., N.W. Suite 300
Atlanta, GA 30332-0640
Phone: 404-558-5948
Fax: 404-894-8194
Web: innovate.gatech.edu/

HL7

Health Level Seven
3300 Washtenaw Avenue
Suite 227
Ann Arbor, MI 48104
Phone: (734) 677-7777 Ext 104
Fax: (734) 677-6622
Web: www.hl7.org

HPS (ASC N13)

Health Physics Society
1313 Dolley Madison Blvd, Suite 402
McLean, VA 22101
Phone: (703) 790-1745
Fax: (703) 790-2672
Web: www.hps.org/hpspublications/standards.html

IAPMO

International Association of Plumbing
and Mechanical Officials
4755 East Philadelphia Street
Ontario, CA 91761
Phone: (909) 472-4110
Fax: (909) 472-4152
Web: www.iapmo.org

IEEE

Institute for Electrical and Electronics
Engineers
445 Hoes Lane
Piscataway, NJ 08854
Phone: (732) 562-6003
Fax: (732) 562-1571
Web: www.ieee.org

ISA (Organization)

ISA-The Instrumentation, Systems,
and Automation Society
67 Alexander Drive
Research Triangle Park, NC 27709
Phone: (919) 990-9213
Fax: (919) 549-8288
Web: www.isa.org

ISEA

International Safety Equipment
Association
1901 North Moore Street, Suite 808
Arlington, VA 22209
Phone: (703) 525-1695
Fax: (703) 525-1698
Web: www.safetysystem.org

ITI (INCITS)

InterNational Committee for
Information Technology Standards
1101 K Street NW, Suite 610
Washington, DC 20005
Phone: (202) 626-5743
Fax: (202) 638-4922
Web: www.incits.org

ITSDF

Industrial Truck Standards
Development Foundation, Inc.
1750 K Street NW
Suite 460
Washington, DC 20006
Phone: (202) 296-9880
Fax: (202) 478-7599
Web: www.indtrk.org/default.asp

NAHBRC

NAHB Research Center, Inc.
400 Prince George's Boulevard
Upper Marlboro, MD 20774
Phone: (301) 430-6246
Fax: (301) 430-6180
Web: www.nahbrc.org

NEMA (ASC C34)

National Electrical Manufacturers
Association
1300 North 17th Street, Suite 1752
Rosslyn, VA 22209
Phone: (703) 841-3299
Fax: (703) 841-3399
Web: www.nema.org

NEMA (ASC C50)

National Electrical Manufacturers
Association
1300 North 17th Street, Suite 1752
Rosslyn, VA 22209
Phone: (703) 841-3288
Fax: (703) 841-3388
Web: www.nema.org

NEMA (Canvass)

National Electrical Manufacturers
Association
1300 North 17th Street, Suite 1752
Rosslyn, VA 22209
Phone: (703) 841-3264
Fax: (703) 841-3364
Web: www.nema.org

NFPA

National Fire Protection Association
One Batterymarch Park
Quincy, MA 02169-7471
Phone: (617) 770-3000
Fax: (617) 770-3500
Web: www.nfpa.org

NISO

National Information Standards
Organization
One North Charles Street, Suite 1905
Baltimore, MD 21201
Phone: (301) 654-2512
Fax: (301) 654-1721
Web: www.niso.org

NSF

NSF International
789 N. Dixboro Road
Ann Arbor, MI 48105
Phone: (734) 769-5159
Fax: (734) 827-6176
Web: www.nsf.org

PLASA

PLASA North America
630 Ninth Avenue, Suite 609
New York, NY 10036
Phone: (212) 244-1505
Fax: (212) 244-1502
Web: www.plasa.org

SCTE

Society of Cable Telecommunications
Engineers
140 Philips Rd.
Exton, PA 19341
Phone: (610) 594-7308
Fax: (610) 363-5898
Web: www.scte.org

SDI (ASC A250)

Steel Door Institute
30200 Detroit Road
Cleveland, Ohio 44135
Phone: (440) 899-0010
Fax: (440) 892-1404
Web: www.wherryassoc.com/steeldoor.org

SPRI

Single Ply Roofing Institute
411 Waverley Oaks Road, Suite 331B
Waltham, MA 02452
Phone: (781) 647-7026
Fax: (781) 647-7222
Web: www.spri.org

TCNA (ASC A108)

Tile Council of North America
100 Clemson Research Blvd.
Anderson, SC 29625
Phone: (864) 646-8453 ext.108
Fax: (864) 646-2821
Web: www.tileusa.com

UL

Underwriters Laboratories, Inc.
333 Pfingsten Road
Northbrook, IL 60062
Phone: (847) 664-3411
Fax: (847) 313-3411
Web: www.ul.com/



ISO Draft International Standards

This section lists proposed standards that the International Organization for Standardization (ISO) is considering for approval. The proposals have received substantial support within the technical committees or subcommittees that developed them and are now being circulated to ISO members for comment and vote. Standards Action readers interested in reviewing and commenting on these documents should order copies from ANSI.

Comments

Comments regarding ISO documents should be sent to Karen Hughes, at ANSI's New York offices (isot@ansi.org). The final date for offering comments is listed after each draft.

Ordering Instructions

ISO Drafts can be made available by contacting ANSI's Customer Service department. Please e-mail your request for an ISO Draft to Customer Service at sales@ansi.org. When making your request, please provide the date of the Standards Action issue in which the draft document you are requesting appears.

DIMENSIONAL AND GEOMETRICAL PRODUCT SPECIFICATIONS AND VERIFICATION (TC 213)

- ISO/DIS 2538-1, Geometrical product specifications (GPS) - Wedges - Part 1: Series of angles and slopes - 5/17/2012, \$40.00
- ISO/DIS 2538-2, Geometrical product specifications (GPS) - Wedges - Part 2: Dimensioning and tolerancing - 5/17/2012, \$62.00

INDUSTRIAL AUTOMATION SYSTEMS AND INTEGRATION (TC 184)

- IEC/CD 62264-1, Enterprise-control system integration -- Part 1: Models and terminology, \$175.00
- IEC/CD 62264-2, Enterprise-control system integration -- Part 2: Object model attributes, \$155.00

PAINTS AND VARNISHES (TC 35)

- ISO/DIS 16474-1, Paints and varnishes - Methods of exposure to laboratory light sources - Part 1: General guidance - 5/17/2012, \$82.00
- ISO/DIS 16474-2, Paints and varnishes - Methods of exposure to laboratory light sources - Part 2: Xenon-arc lamps - 5/17/2012, \$67.00
- ISO/DIS 16474-3, Paints and varnishes - Methods of exposure to laboratory light sources - Part 3: Fluorescent UV lamps - 5/17/2012, \$62.00
- ISO/DIS 16474-4, Paints and varnishes - Methods of exposure to laboratory light sources - Part 4: Carbon-arc lamps - 5/17/2012, \$53.00

PLASTICS (TC 61)

- ISO/DIS 11357-5, Plastics - Differential scanning calorimetry (DSC) - Part 5: Determination of characteristic reaction-curve temperatures and times, enthalpy of reaction and degree of conversion - 5/17/2012, \$58.00



Newly Published ISO Standards

Listed here are new and revised standards recently approved and promulgated by ISO - the International Organization for Standardization. Most are available at the ANSI Electronic Standards Store (ESS) at www.ansi.org. All paper copies are available from Standards resellers (<http://webstore.ansi.org/faq.aspx#resellers>).

AIRCRAFT AND SPACE VEHICLES (TC 20)

ISO 15388:2012, Space systems - Contamination and cleanliness control, \$98.00

ISO 16363:2012, Space data and information transfer systems - Audit and certification of trustworthy digital repositories, \$167.00

CONCRETE, REINFORCED CONCRETE AND PRE-STRESSED CONCRETE (TC 71)

ISO 13315-1:2012, Environmental management for concrete and concrete structures - Part 1: General principles, \$80.00

IMPLANTS FOR SURGERY (TC 150)

ISO 27185:2012, Cardiac rhythm management devices - Symbols to be used with cardiac rhythm management device labels, and information to be supplied - General requirements, \$122.00

INDUSTRIAL TRUCKS (TC 110)

ISO 22915-13:2012, Industrial trucks - Verification of stability - Part 13: Rough-terrain trucks with mast, \$49.00

MECHANICAL CONTRACEPTIVES (TC 157)

ISO 8009/Amd1:2012, Mechanical contraceptives - Reusable natural and silicone rubber contraceptive diaphragms - Requirements and tests - Amendment 1, \$16.00

MECHANICAL VIBRATION AND SHOCK (TC 108)

ISO 13374-3:2012, Condition monitoring and diagnostics of machines - Data processing, communication and presentation - Part 3: Communication, \$104.00

NUCLEAR ENERGY (TC 85)

ISO 2919:2012, Radiological protection - Sealed radioactive sources - General requirements and classification, \$98.00

ROAD VEHICLES (TC 22)

ISO 13207-1:2012, Road vehicles - LED lamp characteristics for bulb compatible failure detection - Part 1: LED lamps used as direction indicators, \$49.00

TRANSPORT INFORMATION AND CONTROL SYSTEMS (TC 204)

ISO 12855:2012, Electronic fee collection - Information exchange between service provision and toll charging, \$180.00

WATER QUALITY (TC 147)

ISO 8692:2012, Water quality - Fresh water algal growth inhibition test with unicellular green algae, \$104.00

ISO Technical Specifications

ROAD VEHICLES (TC 22)

ISO/TS 19072-3:2012, Road vehicles - Connection interface for pyrotechnic devices, two-way and three-way connections - Part 3: Pyrotechnic device and harness connector assembly - type 1, \$57.00

ISO/IEC JTC 1, Information Technology

ISO/IEC 23271:2012, Information technology - Common Language Infrastructure (CLI), \$235.00

ISO/IEC 28360:2012, Information technology - Office equipment - Determination of chemical emission rates from electronic equipment, \$141.00

ISO/IEC 14908-2:2012, Information technology - Control network protocol - Part 2: Twisted pair communication, \$86.00

ISO/IEC 14908-3:2012, Information technology - Control network protocol - Part 3: Power line channel specification, \$80.00

ISO/IEC 14908-4:2012, Information technology - Control network protocol - Part 4: IP communication, \$157.00

ISO/IEC 20000-2:2012, Information technology - Service management - Part 2: Guidance on the application of service management systems, \$193.00

Registration of Organization Names in the United States

The Procedures for Registration of Organization Names in the United States of America (document ISSB 989) require that alphanumeric organization names be subject to a 90-day Public Review period prior to registration. For further information, please contact the Registration Coordinator at (212) 642-4946.

The following is a list of alphanumeric organization names that have been submitted to ANSI for registration. Alphanumeric names appearing for the first time are printed in bold type. Names with confidential contact information, as requested by the organization, list only public review dates.

PUBLIC REVIEW

DDD-Diagnostic A/S

Public Review: December 16, 2011 to March 14, 2012

Digital Technology International

Public Review: January 13 to March 12, 2012

New York City Health and Hospital Corporation

Public Review: February 10 to May 6, 2012

NOTE: Challenged alphanumeric names are underlined. The Procedures for Registration provide for a challenge process, which follows in brief. For complete details, see Section 6.4 of the Procedures.

A challenge is initiated when a letter from an interested entity is received by the Registration Coordinator. The letter shall identify the alphanumeric organization name being challenged and state the rationale supporting the challenge. A challenge fee shall accompany the letter. After receipt of the challenge, the alphanumeric organization name shall be marked as challenged in the Public Review list. The Registration Coordinator shall take no further action to register the challenged name until the challenge is resolved among the disputing parties.

Proposed Foreign Government Regulations

Call for Comment

U.S. manufacturers, exporters, regulatory agencies and standards developing organizations may be interested in proposed foreign technical regulations issued by Member countries of the World Trade Organization (WTO). In accordance with the WTO Agreement on Technical Barriers to Trade (TBT Agreement), Members are required to report proposed technical regulations that may significantly affect trade to the WTO Secretariat in Geneva, Switzerland. In turn, the Secretariat disseminates the information to all WTO Members. The purpose of this requirement is to provide global trading partners with an opportunity to review and comment on the regulations before they become final.

The National Center for Standards and Certification Information (NCSCI) at the National Institute of Standards and Technology

(NIST), distributes these proposed foreign technical regulations to U.S. stakeholders via an online service, Notify U.S. Notify U.S. is an e-mail and Web service that allows interested U.S. parties to register, obtain notifications, and read full texts of regulations from countries and for industry sectors of interest to them. To register for Notify U.S., please go to Internet URL: <http://www.nist.gov/notifyus/> and click on "Subscribe".

NCSCI is the WTO TBT Inquiry Point for the U.S. and receives all notifications and full texts of regulations to disseminate to U.S. Industry. For further information, please contact: NCSCI, NIST, 100 Bureau Drive, Gaithersburg, MD 20899-2160; Telephone: (301) 975-4040; Fax: (301) 926-1559; E-mail: ncsci@nist.gov or notifyus@nist.gov.

Information Concerning

American National Standards

INCITS Executive Board

ANSI Accredited SDO and US TAG to ISO/IEC JTC 1, Information Technology

The InterNational Committee for Information Technology Standards (INCITS), an ANSI accredited SDO, is the forum for information technology developers, producers and users for the creation and maintenance of formal de jure IT standards. INCITS' mission is to promote the effective use of Information and Communication Technology through standardization in a way that balances the interests of all stakeholders and increases the global competitiveness of the member organizations.

The INCITS Executive Board serves as the consensus body with its oversight of programs of its 40+ Technical Committees. Additionally, the INCITS Executive Board exercises international leadership in its role as the US Technical Advisory Group (TAG) to ISO/IEC JTC 1, Information Technology.

The INCITS Executive Board seeks to broaden its membership base and is recruiting new participants in the following membership categories:

- special interest (user, academic, consortia)
- non-business (government and major/minor SDOs)

Membership in the INCITS Executive Board is open to all directly and materially affected parties in accordance with INCITS membership rules. To find out more about participating on the INCITS Executive Board, please contact Jennifer Garner at 202-626-5737 or jgarner@itic.org. Visit www.INCITS.org for more information regarding INCITS activities.

Call for Members

Society of Cable Telecommunications

ANSI Accredited Standards Developer

SCTE, an ANSI-accredited SDO, is the primary organization for the creation and maintenance of standards for the cable telecommunications industry. SCTE's standards mission is to develop standards that meet the needs of cable system operators, content providers, network and customer premises equipment manufacturers, and all others who have an interest in the industry through a fair, balanced and transparent process.

SCTE is currently seeking to broaden the membership base of its ANS consensus bodies and is interested in new members in all membership categories to participate in new work in fiber-optic networks, advanced advertising, 3D television, and other important topics. Of particular interest is membership from the content (program and advertising) provider and user communities.

Membership in the SCTE Standards Program is open to all directly and materially affected parties as defined in SCTE's membership rules and operating procedures. More information is available at www.scte.org or by email from standards@scte.org.

ANSI Accreditation Program for Greenhouse Gas Verification/Validation Bodies

Reaccreditation

Bureau Veritas Certification North America, Inc.

Comment Deadline: March 26, 2012

Bureau Veritas Certification North America, Inc.

Shireesh Bhatnagar

390 Benmar Drive

Houston, TX 77060

Tel: 281-310-3077

E-mail: shireesh.bhatnagar@us.bureauveritas.com

On February 21, 2012 the ANSI Greenhouse Gas Validation/Verification Accreditation Committee voted to approve reaccreditation for Bureau Veritas Certification North America, Inc. for the following:

Standards:

ISO 14065, Greenhouse gases – Requirements for greenhouse gas validation and verification bodies for use in accreditation or other forms of recognition

Scopes:

Verification of assertions related to GHG emissions and removals at the organizational level

Sector Group 01. General

Sector Group 02. Manufacturing

Sector Group 03. Power Generation

Sector Group 05. Mining and Mineral Production

Sector Group 06. Metals Production

Sector Group 07. Chemical Production

Sector Group 08. Oil and gas extraction, production and refining including petrochemicals

Sector Group 09. Waste

Please send your comments by March 26, 2012 to Ann Bowles, Senior Program Manager, GHG Program, American National Standards Institute, 1899 L Street, NW, 11th Floor, Washington, DC 20036, Fax: 202-293-9287, or e-mail: abowles@ansi.org.

Reaccreditation and Extension of Scope

LRQA Americas Sustainability, Inc.

Comment Deadline: March 26, 2012

LRQA Americas Sustainability, Inc.

Derek Markolf

1216 State Street, Fifth Floor

Santa Barbara, CA 93101-2601, USA

Tel: 805-730-1338

E-mail: derek.markolf@lrqa.com

On February 21, 2012 the ANSI Greenhouse Gas Validation/Verification Accreditation Committee voted to approve reaccreditation for LRQA Americas Sustainability, Inc. for the following:

Standards:

ISO 14065, Greenhouse gases – Requirements for greenhouse gas validation and verification bodies for use in accreditation or other forms of recognition

Scopes:

Verification of assertions related to GHG emissions and removals at the organizational level

Sector Group 01. General

Sector Group 02. Manufacturing

Sector Group 03. Power Generation

Sector Group 04. Electric Power Transactions

Verification of assertions related to GHG emission reductions and removals at the project level

Sector Group 05. Livestock

Sector Group 06. Waste Handling and Disposal

On February 21, 2012 the ANSI Greenhouse Gas Validation/Verification Accreditation Committee voted to approve an extension of scope of accreditation for LRQA Americas Sustainability, Inc. for the following:

Standards:

ISO 14065, Greenhouse gases – Requirements for greenhouse gas validation and verification bodies for use in accreditation or other forms of recognition

Scopes:

Verification of assertions related to GHG emissions and removals at the organizational level

Sector Group 05. Mining and Mineral Production

Sector Group 08. Oil and gas extraction, production and refining including petrochemicals

Please send your comments by March 26, 2012 to Ann Bowles, Senior Program Manager, GHG Program, American National Standards Institute, 1899 L Street, NW, 11th Floor, Washington, DC 20036, Fax: 202-293-9287, or e-mail: abowles@ansi.org.

BSR/ICC 700-201x

The following changes were approved by the Executive Standards Committee of the NAHB Research Center.

Editorial changes in Section 101 were made to the National Green Building Standard ICC700 2008 (NGBS) to align with the terms used in the NAHB Research Center's standards development procedures. The Applicability item in the NGBS is a term not defined in the procedures and it is deemed to be Scope, therefore the editorial change was to incorporate the Applicability section into the Scope and delete the title Applicability.

A substantive change was approved. The change was adding "Accessory Structures" to the Scope of the NGBS. The reason for adding "Accessory Structures" was to align the National Green Building Standard with the with referenced International Code Council's building codes and in response to the sponsoring organizations The National Association of Home Builders and the International Code Council.

All of the approved changes are noted in the Legislative Version below. A Non-Legislative Version is provided as it would appear in the next edition of the NGBS.

The NGBS is currently under a revision cycle by the Consensus Committee. Green practices required for the new scope "Accessory Structures" will be considered by the Consensus Committee and they are not part of this submission. Interested parties may participate in Consensus Committee meetings and Public Comment opportunities. Those activities are listed at this web address <http://www.nahbrc.com/technical/standards/ngbs2012.aspx>.

Legislative Version

This version shows the changes to the current text. Editorial changes were made to align the terms used the NAHBRC standards procedures. Applicability is deemed to be Scope, therefore it was incorporated into the Scope section and Applicability section was deleted. The only substantive change is adding "accessory structures" to the Scope. The reason for adding "accessory structures" is to align the NGBS with the referenced International Code Council's building codes.

101.1 Title. The title of this document is the *National Green Building Standard*TM, hereinafter referred to as "this Standard."

~~101.2 Scope. This Standard provides~~

101.2 Scope. The provisions of this Standard shall apply to design and construction of the residential portion(s) of any building, not classified as an institutional use, in all climate zones. This Standard shall also apply to subdivisions, building sites, building lots, accessory structures, and the residential portions of alterations, additions, renovations, mixed-use buildings, and historic buildings.

101.3 Intent. The purpose of this Standard is to establish criteria for rating the environmental impact of design and construction practices to achieve conformance with specified performance levels for green residential buildings-

~~101.3 Intent. This Standard shall establish practices for the design and construction of green residential buildings, renovation thereof, accessory structures,~~ building sites, and subdivisions, ~~and renovation thereof.~~ This Standard is intended to provide flexibility to permit the use of innovative approaches and techniques. This Standard is not intended to abridge safety, health, or environmental requirements contained in other applicable laws, codes, or ordinances.

~~SECTION 102—APPLICABILITY~~

~~102.1 Applicability. The provisions of this Standard shall apply to design and construction of the residential portion(s) of any building not classified as an institutional use in all climate zones within the United States. This Standard shall also be used for subdivisions, building sites, alterations, additions, renovations, mixed-use residential buildings, and historic buildings, where applicable.~~

Non-Legislative Version

This version shows the final text and the sustentative change as denoted by double underlined text.

101.1 Title. The title of this document is the *National Green Building Standard*[™], hereinafter referred to as “this Standard.”

101.2 Scope. The provisions of this Standard shall apply to design and construction of the residential portion(s) of any building, not classified as an institutional use, in all climate zones. This Standard shall also apply to subdivisions, building sites, building lots, accessory structures, and the residential portions of alterations, additions, renovations, mixed-use buildings, and historic buildings.

101.3 Intent. The purpose of this Standard is to establish criteria for rating the environmental impact of design and construction practices to achieve conformance with specified performance levels for green residential buildings, renovation thereof, accessory structures, building sites, and subdivisions. This Standard is intended to provide flexibility to permit the use of innovative approaches and techniques. This Standard is not intended to abridge safety, health, or environmental requirements contained in other applicable laws, codes, or ordinances.

Not for publication. This draft text is for circulation for approval by the Joint Committee on Drinking Water Additives – System Components and has not been published or otherwise officially promulgated. All rights reserved. This document may be reproduced for informational purposes only.

[Note – the changes are seen below using strikeout for removal of old text and gray highlights to show the suggested text. ONLY the highlighted text is within the scope of this ballot.

NSF/ANSI Standard for Drinking Water System Components – Health Effects

•
•
•

4 Pipes and related products

•
•
•

4.2 Definitions

•
•
•

4.2.x fire sprinkler: A fast response fire suppression device for dwelling units that automatically opens when heat activated, allowing the discharge of water onto a fire.

•
•
•

4.7 Normalization of contaminant concentrations

•
•
•

4.7.2 Products other than pipe

4.7.2.1 Products other than fire sprinklers

The SA_F shall be calculated from the assumed length of pipe corresponding to the segment of the system in which the product is used (e.g., 100 ft of pipe in the service line or 280 ft of pipe in the residence). The $V_{F(\text{static})}$ component of the N1 term shall be the volume of water contained within the assumed length of pipe. For fittings, the actual inner diameter of the pipe used with the fittings shall be used to calculate both SA_F and $V_{F(\text{static})}$. PVC and CPVC transition fittings with copper alloy inserts (except for copper alloy inserts intended for use with PEX tubing) and repair couplings are specifically excluded from this evaluation.

For PVC and CPVC transition fittings with copper alloy inserts (except for copper alloy inserts intended for use with PEX tubing) and repair couplings, the SA_F shall be the wetted surface area of a single product. The $V_{F(\text{static})}$ component of the N1 term shall be the volume of water a single product contains when filled to capacity, except that $V_{F(\text{static})}$ shall equal 1 L (0.26 gal) for all products that contain less than 1 L (0.26 gal) of water when filled to capacity.

Tracking number 61i99r1
© 2012 NSF

Revision to NSF/ANSI 61 – 2011
Issue 99 Revision 1 (February 2012)

Not for publication. This draft text is for circulation for approval by the Joint Committee on Drinking Water Additives – System Components and has not been published or otherwise officially promulgated. All rights reserved. This document may be reproduced for informational purposes only.

Note: These products shall be evaluated in this manner because the materials (copper alloy or repair coupling material) will not repeat within the piping system. When a material does repeat within the system, it shall be evaluated as a pipe or fitting, as appropriate. PVC and CPVC transition fittings with a copper alloy insert intended for use with PEX tubing are excluded because the remainder of the PEX system may also be plumbed with copper alloy fittings. Thus, the copper alloy material would repeat throughout the PEX system.

4.7.2.2 Fire sprinklers for multipurpose plumbing systems

Fire sprinklers intended for use in multipurpose plumbing systems (serving both drinking water and fire protection needs) shall be evaluated for acceptance based upon a use assumption of one unit per 0.43 L. Fire sprinkler fittings shall be evaluated in accordance with 4.7.2.1.

Note 1 – The evaluation of fire sprinkler system components is only intended to apply to those used in “multipurpose plumbing systems”. The evaluation of potential extractants from fire sprinkler components from non-drinking water systems is not addressed under this standard.

Note 2 – Fire sprinkler use assumption based on system design requirements in NAPF 13 D¹ Criterion of one unit per 0.43 L based on use in a network of ½” PEX piping and the volume of water contained in 12 feet of pipe. This assumes installation of fittings with three ports (minimum number) and four feet of pipe associated with each port (accounts for the one port on each side of an 8 foot pipe which is the minimum distance required between sprinklers).

Reason: Addition of the evaluation of sprinkler system components used in multipurpose piping systems per 2010 annual DWA-SC Joint Committee Meeting (December 2, 2010). Note – the footnote reference number will be revised to reflect the correct number at the time of publication.

¹ NFPA 13D. *Installation of Sprinkler Systems: One and Two Family Dwellings and Manufactured Homes*, National Fire Protection Association, 2010.

This document is part of the NSF International standard development process. This document is subject to change and may be a draft and/or non-final version. Committee members may reproduce, quote from, and/or circulate this document to persons or entities outside of their organization after first providing NSF International with written notice of to whom and for what purpose this document is to be shared.

NSF International Standard for Dietary Supplements —

Dietary supplements

-
-
-

1.2 Scope

This Standard contains requirements for dietary supplements that contain one or more of the following dietary ingredients: a vitamin, a mineral, an herb or other botanical, an amino acid, a dietary substance for use by man to supplement the diet by increasing the total dietary intake, or a concentrate, metabolite, constituent, extract, or combinations of these ingredients. This Standard does not include products represented for use as conventional foods.

Products and ingredients deemed a hazard to public health or safety by a regulatory agency having jurisdiction shall be excluded from the scope of this document. Conventional foods are excluded from the scope of this Standard.

Manufacturers shall exercise due diligence to ensure compliance with all applicable regulatory requirements, but compliance with this Standard in itself does not imply that all regulatory requirements have been met.

REASON: During CPHC balloting of 173i43r1e - Scope, Labeling, Product Requirements, concerns were raised that a product could be certified to this Standard if it did not meet regulatory requirements.

PROPOSAL FOR UL 710 (RECIRCULATION)

1.5 Exhaust hoods covered by these requirements are intended for installation in accordance with the following:

- a) The Standard for Ventilation Control and Fire Protection of Commercial Cooking Operations, NFPA 96;
- b) The National Electrical Code, NFPA 70; and/or
- c) Other codes such as the International Mechanical Code (IMC), and the Uniform Mechanical Code (~~IAQMO~~ UMC).

4.4.2 GREASE FILTER - A removable ~~grease removal device or component of the removable grease removal device system intended to capture grease and direct it to a safe collection point.~~

4.4.3 GREASE REMOVAL DEVICE - A product or system of components designed and installed in a Type 1 hood intended to process vapors, gases, and/or air as it is drawn through such device(s) by collecting the airborne grease particles and concentrating them for further action at some future time, leaving the exiting air with a lower amount of combustible matter. A device designed and installed in a Type I hood to remove grease vapor and/or particles from the airstream.

4.5.1 PRIMARY FILTER - A filter that is installed in the aperture of an exhaust hood and provides a flame barrier.

4.5.2 SECONDARY FILTER - A filter that is not the primary filter and is used in addition to, and in conjunction with, the primary filter.

9 Provisions for Maintenance and Grease Removal Devices and Grease Filters

9.3.1 ~~Grease~~ Primary grease removal devices shall be provided with all exhaust hoods.

- a) When grease filters are provided, the filters shall comply with the Standard for Grease Filters for Exhaust Ducts, UL 1046.

Note: Grease extraction devices integral to the exhaust hoods in which they are installed, and other filter devices designed to be used only in specific hoods are not covered by UL 1046 but covered under this standard.

- b) When grease removal devices integral to the exhaust hood are provided, the grease removal device shall comply with the construction requirements of this standard and 25.2.

9A.4 The exhaust hood with secondary filters shall be subjected to the tests described in Sections 30 - 35 (the Temperature, Cooking Smoke and Flare-Up, Fan-Failure, Fire, and Burnout Tests, respectively). These tests shall also be conducted with the primary filter removed if the secondary filter can be installed and the hood operated without the adjacent primary filter installed as intended.

Exception: The exhaust hood with secondary filters shall not be subjected to these tests, if the secondary filter complies with UL 1046 and has been evaluated in conjunction ~~along~~ with the primary filter ~~intended for use~~ in accordance with UL 1046.

9B Blankoffs

9B.1 When blankoffs are used in accordance with 26A.10, their size and relative position shall be specified in the Installation and Operation Instructions.

11.1.1 A hood not supplied with a duct collar shall be provided with a label on the exterior of the hood, in the vicinity where the grease duct is to be connected, specifying the ~~acceptable~~ location of the grease duct connection as tested (See 26A.4). The installation instructions shall also specify the ~~acceptable~~ grease duct connection locations as tested (See 26A.4).

11.6 An adjustable duct collar that supports any portion of the weight of the exhaust hood shall comply with all the following:

- a) There shall be a mechanical stop that prevents the duct collar from separating during or after any of the required performance tests (Sections 28 through 35) to less than the 6-inch overlap requirement;
- b) A duct collar that allows for continuous adjustment of the hood height and supports the weight of the hood shall be tested in accordance with Section 39A, Tension Test for Adjustable/Telescoping Collar, and
- c) The duct collar shall be equipped with a mechanical stop, used to adjust the hood to the intended use heights (as used during performance tests), and as required to be permanently marked on the hood (See 47.1.1).

13.4 Ventilation ~~Ventilating~~ openings

26A.4 The exhaust duct shall be located at the maximum offset distance from the center of the hood where the manufacturer intends to locate the exhaust duct in the field, opposite the test cooking equipment.

26A.5 An exhaust hood supplied with a single supply duct shall have it located at maximum offset distance from the center of the hood where the manufacturer intends to locate the exhaust duct in the field, opposite the cooking equipment.

26A.7 When the exhaust hoods are specified in the accompanying installation instructions for installation against combustible or limited combustible walls using standoffs ~~is offered with an optional standoff to limited combustibles on the back of hood~~, the test sample shall have the standoff in place during testing.

26A.9 On hoods supplied with adjustable volume grease removal devices, the grease removal devices shall be adjusted as specified in accompanying installation instructions and/or markings for optimum performance. For hoods designed to have specified lengths of the hood operate at different air flow volumes, each specified length may use adjustable volume grease removal devices as specified in the accompanying installation instructions and/or markings. ~~to the minimum pressure drop position.~~

~~Exception: A hood designed to have specified lengths of the hood operate at different air flow volumes each specified length may use adjustable volume grease removal devices if the adjustment is fixed in position at the factory and the position specified in the instructions and markings.~~

26A.10 Hoods intended to be supplied with filter blankoffs to adjust airflow rates along the length of the hood shall ~~not~~ have the blankoffs installed during the testing.

26B.3 The room shall not develop a negative pressure in excess of 0.02 inch water (0.005 kPa). Replacement air shall be supplied to insure that a negative pressure in excess of 0.02 inch water is not developed. The air is to be introduced into the room in a manner that does not significantly affect the exhaust hood's performance as determined by visual observation.

Note - It has been found that front face discharge plenums do not significantly affect the hood's performance.

~~26B.4 When testing exhaust hoods with integral makeup air plenums, sufficient replacement air shall be supplied in addition to the air supplied through the plenum to insure the room shall not develop a negative pressure in excess of 0.02 inch water (0.005 kPa).~~

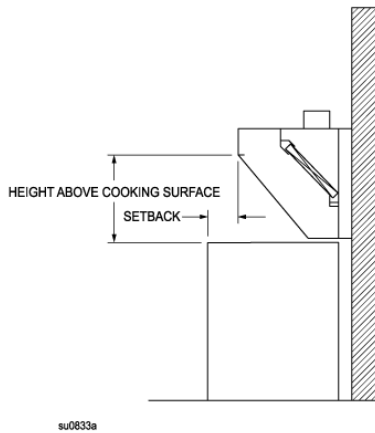
~~26B.5 Replacement air supplied to the room, other than through integral makeup air plenums, shall be evenly distributed throughout the room to insure the replacement air is not influencing the hoods performance.~~

~~26B.7 For the tests described in Section 31A the room temperature shall be maintained within 15°F (8°C) of the initial room temperature during the test.~~

26B.10 The size of the room or building is to be at least 8 9 feet (2.4 m 2.7 mm) high and have a floor space of at least three four times the area of the exhaust hood being tested and meet the criteria for minimum clearances to back, front, and side walls as shown in Table 26B.1.

Figure 26B.3 (in previous proposal)

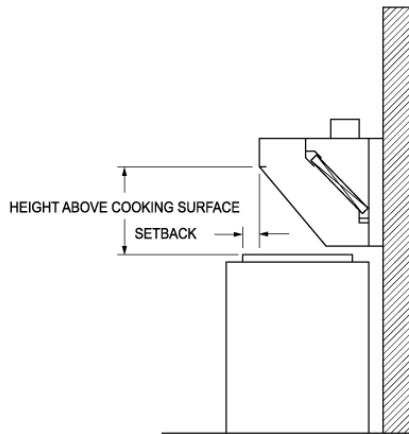
Backshelf hood setback



su0833a

Figure 26B.3 (new)

Backshelf hood setback



su0833b

Table 28.1 (new)

Cooking appliances

Appliance Duty	Test appliance	Minimum nominal cooking surface size	Minimum rated input	Minimum average cooking surface temperature
		square inch, in ² (square meter, m ²)		°F (°C)
Extra-heavy	Solid fuel charcoal broiler or gas char-broiler	540 (0.348)	25 lbs charcoal briquettes or 60,000 BTUH	700 (357)
Heavy	Gas char-broiler	540 (0.348)	60,000 BTUH	600 (301)
Medium	Electric griddle	540 (0.348)	8 kW, Ø	400 (190)
Light	Electric range boiling water	12 in. (305 mm) dia by 8 in. (203) high; Min. 3 in. (76 mm) water depth	2.0 kW	212 (100)

28.1.6 The extra-heavy duty appliance shall be a solid-fuel or gas charcoal broiler representative of the rating

specified in Table 28.1. The charcoal broiler shall be a commercially available charcoal broiler or a charcoal broiler constructed to simulate a commercially available charcoal broiler. The solid-fuel charcoal broiler shall include a drip pan or equivalent solid bottom surface.

37.3.2 Dampers are to be tested in an exhaust hood that is connected to exhaust and supply ducts of a size in accordance with the manufacturer's installation instructions. The dampers are to be set in the open position and the air flow is to be adjusted to the values specified by the manufacturer. The dampers are to be closed under these flow conditions and the static pressures developed within the exhaust and supply ducts are to be measured. The exhaust damper is to be subjected to the forces of a negative pressure of ten times the value measured in the exhaust duct. The supply damper is to be subjected to the forces of a positive pressure of ten times the value measured in the supply duct. ~~Examples include center pivoted blades or dampers incorporating a mechanism that locks the blade into position.~~

Exception No. 1: When the exhaust or supply damper is designed in such a manner that the damper cannot be opened by an increase in pressure in the duct. Examples include center pivoted blades or dampers incorporating a mechanism that locks the blade into position.

Exception No. 2: When the exhaust hood incorporates means to automatically shut down the exhaust or supply blowers, and when the exhaust or supply blower is a type requiring manual restart, then the exhaust or supply damper shall remain closed against a pressure of not less than two times the pressure value measured during intended operation.

	through air	surface	through air	surface	through air	surface	through air	surface
250	9.5 (3/8)	12.7 (1/2)	9.5 (3/8)	12.7 (1/2)	6.4 (1/4)	6.4 (1/4)	1.2 (3/64)	1.2 (3/64)
<u>300</u>	<u>9.5 (3/8)</u>	<u>12.7 (1/2)</u>	<u>9.5 (3/8)</u>	<u>12.7 (1/2)</u>	<u>6.4 (1/4)</u>	<u>6.4 (1/4)</u>	<u>1.6 (1/16)</u>	<u>1.6 (1/16)</u>
600	9.5 (3/8)	12.7 (1/2)	9.5 (3/8 ^b)	12.7 (1/2 ^b)	6.4 (1/4)	6.4 (1/4)	3.2 (1/8)	3.2 (1/8)
1000	9.5 (3/8)	12.7 (1/2)	9.5 (3/8 ^b)	12.7 (1/2 ^b)	9.5 (3/8)	12.7 (1/2 ^a)	9.5 (3/8)	12.7 (1/2)
5000	19.0 (3/4)	19.0 (3/4)	19.0 (3/4)	19.0 (3/4)	19.0 (3/4)	19.0 (3/4)	19.0 (3/4)	19.0 (3/4)
10,000	28 (1-1/32)	28 (1-1/32)	28 (1-1/32)	28 (1-1/32)	28 (1-1/32)	28 (1-1/32)	28 (1-1/32)	28 (1-1/32)
15,000	38 (1-1/2)	38 (1-1/2)	38 (1-1/2)	38 (1-1/2)	38 (1-1/2)	38 (1-1/2)	38 (1-1/2)	38 (1-1/2)

^a This spacing shall not be less than 9.5 mm (3/8 in) if the insulating material involved is porcelain, glass, urea formaldehyde, or other material that is not readily carbonized.

^b This spacing shall not be less than 4.8 mm (3/16 in) for lampholders for use with pulse-rated lamps.

NOTES:

1. In the case of spacings between live parts and non-current-carrying metal parts that are exposed to contact, but that are not liable to be grounded in service, except at wiring terminals, if the spacing shown in the table is 6.4 mm (1/4 in) or more, it may be reduced to one-half of the value shown or 4.8 mm (3/16 in), whichever is larger, for voltage ratings of 1000 V or less.
2. This reduction in spacings mentioned in Note 1 may also apply to a lampholder rated at more than 1000 V, provided that the lampholder complies with Clause 5.1.4.
3. A lampholder rated 2500 V that complies with the requirements in Clause 4.9.3.
4. For a miniature bipin lampholder rated 75 W, 600 V, the spacing through air and over surface between an uninsulated live part and a dead-metal part shall be measured while a lamp is in place in the holder. The spacing shall also be measured without a lamp in place, unless the lampholder is of a type for which all parts are de-energized in absence of the lamp.
5. A screw lampholder for wet location use need only comply with the creepages and clearances shown for dry and damp locations use, which complies with Clause 5.2.14.5.
6. For a fluorescent lampholder, the spacing between an uninsulated live part, other than a wiring terminal, and a non-current-carrying metal part that is exposed to contact but is not likely to be grounded when the lampholder is installed may be half the value,

but not less than 2.4 mm (3/32 in).

7. The 300 V rating applies to GU24 holders (see Table 20).

Table 20

Ratings for lampholders other than screw-type

(Clause 6.2)

Type of lampholder	Watts (maximum)	Volts
G5 (Miniature bipin)	120	250 or 600
G13 (Medium bipin)	660	250 or 600 or 1000
G20 (mogul bipin)	660	250 or 600 or 1000
<u>GU24 (Bipin twist-lock)</u>	<u>300</u>	<u>250 or 300^a</u>
R17d (Recessed double-contact)	660	600, 1000
Fa8 (Single-pin)	660	250, 600 or 1000
R7s (Recessed single-pin)	660	600 or 1000
Ferrule-cap	660	250, 600, 1000 or 2500
BY22d (Low-pressure-sodium)	660	600 or 1000
G10q (4-pin circline)	660	250 or 600
^a See Table 6 for spacing requirements.		

5. Addition of test method for Switched GU24 Lampholders

5.2.18 Switched GU24 Lampholder Test

5.2.18.1 The switching mechanism of a GU24 lampholder shall comply with the Screw Base Switched Lampholder test of Clause 5.2.5 or 5.2.6 with the following modifications for the switched AC/DC test of 5.2.5:

a) the load connection described in Clause 5.2.5.1.4 shall be made to the contacts of the GU24 holder. Figure 6 is not applicable.

b) referring to Clause 5.2.5.1.5, the switching mechanism shall be tested using a tungsten-filament lamp load or the equivalent. Clause 5.2.5.3.2 is not applicable.

c) the overload test shall be conducted as described in Clause 5.2.5.2.1 except that the switching mechanism shall make and break a circuit that results in 150 percent of the lampholder's rated wattage at rated voltage. Table 15 is not applicable.

d) the endurance test shall be conducted as described in Clause 5.2.5.3.1 except that the switching mechanism shall make and break a circuit that results in the lampholder's rated wattage at rated voltage. Table 16 is not applicable.

6. Revision of mold stress-relief test method to address temperature rated fluorescent lampholders

5.2.17.1 Six samples of lampholders with thermoplastic enclosures shall be conditioned in a full draft circulating air oven in accordance with item (a) or (b) as follows:

a) screwshell lampholders - the oven temperature shall be maintained at a uniform minimum temperature of 160 °C (320 °F).

b) fluorescent lampholders with no marked temperature rating - the oven temperature shall be maintained at a uniform minimum temperature of 100 °C (212 °F) or 10 °C (18 °F) higher than the material's marked temperature rating in accordance with Clause 7.5.

7. Clarification of Mechanical Properties Test for bipin lampholders for use with instant-start electronic ballast

SD4 Mechanical Properties of Lampholders

SD4.1 Linear fluorescent lampholders intended for use in instant-start applications incorporating a rotational lamp seating method shall comply with the minimum and maximum rotational torque requirements of ANSI C81.62, Standard Sheet 2-406-2 the applicable ANSI ANSLG C81.62, standard sheet in accordance with Table SD1.

Table SD1

Instant-start lampholder gauges

<u>Lampholder Base Type</u>	<u>Standard Sheet Number</u>
<u>G5 (Miniature bipin)</u>	<u>2-310-3</u>
<u>G13 (Medium bipin)</u>	<u>2-406-2</u>
<u>G20 (mogul bipin)</u>	<u>2-452-1</u>

~~SD4.2 Linear fluorescent lampholders intended for use in instant-start applications incorporating a straight-in and straight-out seating method shall comply with the minimum lateral withdrawal force requirement of ANSI C81.62, Standard Sheet 2-406-2 the applicable ANSI ANSLG C81.62, standard sheet in accordance with Table SD1.~~

~~SD4.3 Lampholders that employ a means to hold the lamp in place, such as by incorporating a spring-loading feature or other equivalent feature that restrict lamp movement after lamp installation, or lampholders that additionally comply with the Standard for Lampholders for Tubular Fluorescent Lamps and Starter Holders, IEC 60400, are not required to comply with SD4.1 and SD4.2.~~

8. Clarification of the application of the "I" in a circle lampholder marking

~~SD5.2 Lampholders not marked in accordance with Figure SD1 may be investigated for compliance with Clauses SD3 and SD4, where applicable, as part of the end-use luminaire application.~~

9. Clarify terminology in 4.2.2.1

4.2.2.2.1 A thermoplastic (polymeric) insulating material used to enclose electrical parts or used to provide direct or indirect support of live parts shall be classed either V-2, V-1, V-0, 5VA, or 5VB, by the burning tests described in UL 94 and CAN/CSA-C22.2 No. 0.17. Outlet-box mounted ceiling receptacles lampholders shall be rated 5VA.

10. Revise potential used in the testing of pulse-rated lampholders

~~5.2.13.2 The test potential shall be 4000 V rms for lampholders with a starting pulse rating of 4 kV, and 7070 V rms for lampholders with a starting pulse rating of 5 kV. The test potential shall be an rms voltage that is the same numeric value as the pulse rating in volts peak for a lampholder having a pulse rating of more than 5 kV.~~

BSR/UL 499, the Standard for Electric Heating Appliances

1. Heating Appliances generating ultraviolet (UV) radiation

PROPOSAL

85.4.2.4.2 The specific emission rate calculated in 85.4.2.4.1 shall be translated to an ozone concentration within a room with a 6.5 m² (70 ft²) floor area and a 2.43 m (8 ft) wall height by use of the following equation:

$$C_{LR} = [E \cdot T \cdot R] / [V \cdot P \cdot (AER + (V_d \cdot (A/V)))]$$

where

C_{LR} = Maximum Ozone Concentration [$\mu\text{g}/\text{m}^3$] within a typical small room,

E = Emission Rate [$\mu\text{g}/\text{h}$] = 60 * $SE_{R_{O_3}}$ [$\mu\text{g}/\text{minute}$] calculated in 85.4.2.4.1,

T = Temperature [K] = 298,

R = Gas Conversion Constant [Pa/K] = 339.8,

V = Volume [m^3] = Minimum Room Volume = 15.80 m³ (560 ft³),

P = Atmospheric Pressure [Pa] = 101,325,

AER = Air Exchange Rate [1/h] = 0.2,

V_d = Deposition Velocity [m/h] = 0.98,

A/V = Surface Area to Volume Ratio [m^2/m^3] for the room = ~~5.4~~ 2.5.

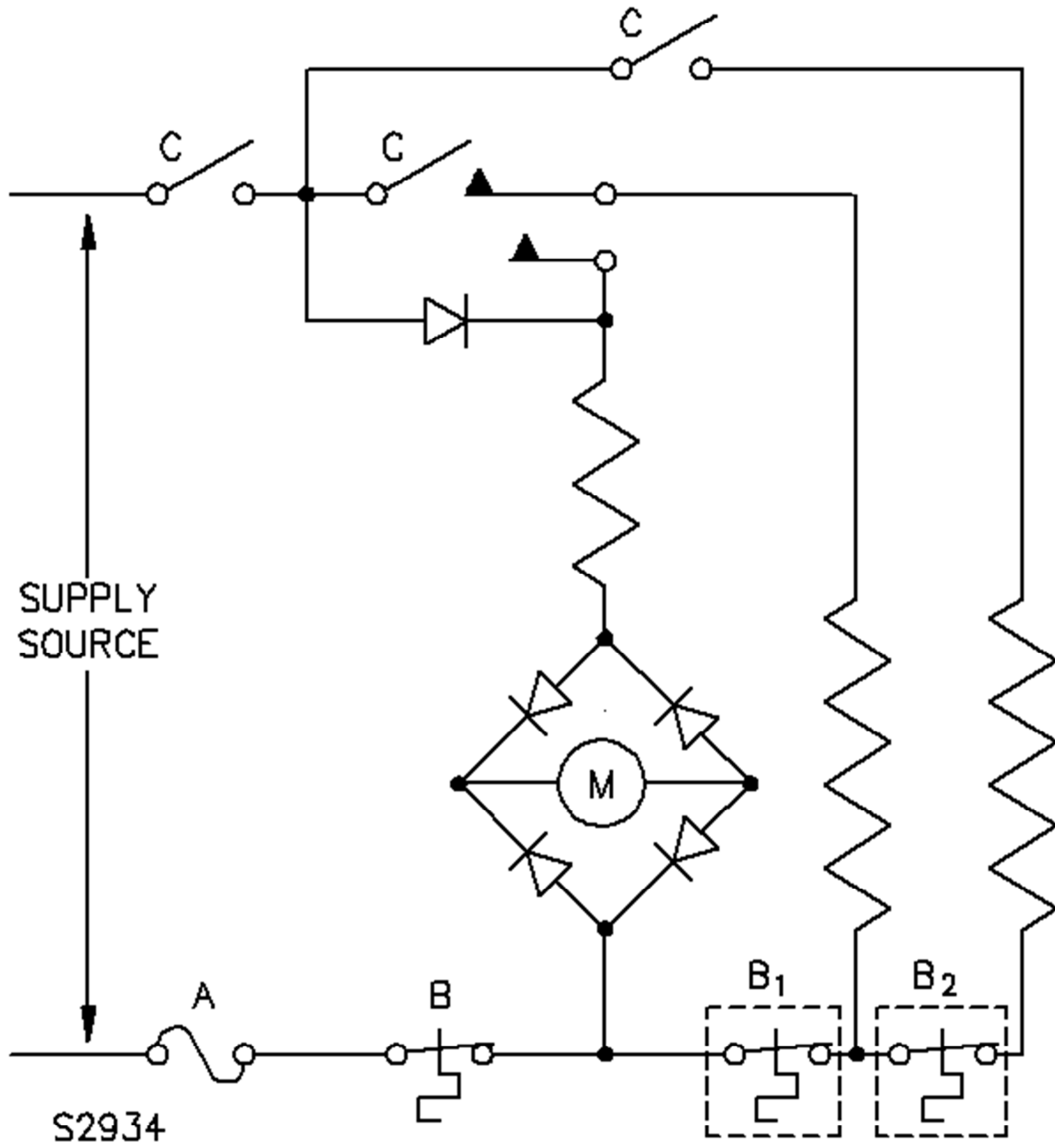
PROPOSALS FOR ANSI/UL 859

1. Proposal to Delete Appendix A and to Include Component Requirements in the Body of the Standard

PROPOSAL

Figure 3.2

Typical hair dryer circuit



S2934

A - Limit control (a non-resettable device, as defined in 3.18).
--

B - Temperature control (a calibrated automatic-reset device, as defined in 3.25). See also 37.1.16 and 37.1.17.
--

B ₁ , B ₂ - Temperature control shown at two other locations. See also 37.1.16 and 37.1.17.

C - Switches.

M - Motor.

6.2.2 A enclosure or part relied upon for compliance with this Standard, when fabricated from polymeric materials, shall have clear traceability as to composition, ingredients, and processing for the fabricated part to the extent that the composition, ingredients, or process impacts the compliance of the product. Fabricated parts complying with the Standard for Polymeric Materials – Fabricated Parts, UL 746D meets this requirement.

11.4.3 Insulating bushings serving as strain relief shall comply with the Standard for Insulating Bushings, UL 635. Tests specified in this standard (e.g. Strain Relief Test) may still need to be performed to confirm the combination of the insulating bushing and the supporting part are suitable.

Exception: Bushing that is an integral part of power supply cord and soft rubber bushing specified in the Exception to 11.5.4 need not comply with UL 635. Tests specified in this standard (e.g. Strain Relief Test) need to be performed to confirm the combination of the insulating bushing and the supporting part are suitable.

11.5.1.1 In addition to the requirements in 11.5.1, Insulating bushings shall comply with the Standard for Insulating Bushings, UL 635.

Exception: Bushings specified in 11.5.4 need not comply with UL 635.

2. Proposal to Add Requirements for Evaluation of Ionizers in Household Grooming Appliances

PROPOSAL

56B.6 The product shall be operated at maximum ozone output and the emission of ozone shall be monitored for 7 hours to determine the concentration.

Note: For hairdryers, the maximum ozone output condition is typically low heat and low speed.

Exception: For attended grooming appliances, such as hand-supported hair dryer, etc., the appliance is to be operated in the same manner and for the length of time specified as for the temperature test described in Section 37.

BSR/UL 943

PROPOSAL

6.30 Auto-Monitoring Function Tests

6.30.1 The auto-monitoring function shall meet the requirements of Clause 5.16.

6.30.2 In order to determine compliance with the provisions of 5.16, separate samples are to be modified to represent those single component failure modes that can cause the GFCI to become unable to respond to a ground fault per this standard. Welded power contacts need not be considered. Except as noted in 6.30.3, each sample shall be altered with a single modification that represents either an open or a shorted component (unless otherwise specified) as described in items (a) - (g) below.

- a) ~~Alter~~ Open circuit or short circuit the ground fault sensing component (transformer);
- b) Alter the integrated circuit responsible for the ground fault detection by one of the following modifications selected by the manufacturer and agreeable to all parties concerned:
 - 1) Disconnect the power supply pin of the IC;
 - 2) Disable the "clock" circuit;
 - 3) Open the signal path at the subject IC pin;
 - 4) Short the signal path pin to one of the adjacent pins one at a time.
- c) ~~Alter~~ Open circuit the current limiter (for example, dropping resistor) of the power supply of the ground fault detection circuit.
- d) Except as specified in 6.30.2(d)(1), open-circuit the trip solenoid. See 6.30.8.
 - 1) GFCI circuit breaker types are excepted from 6.30.2(d).
- e) Except as specified in 6.30.2(e)(1), open the switching semiconductor supplying the trip solenoid. See 6.30.8.
 - 1) GFCI circuit breaker types are excepted from 6.30.2(e).

- f) Short circuit the switching semiconductor supplying the trip solenoid.
- g) Alter Open circuit or short circuit a single rectifier diode in the ground fault detection power supply circuit. Short circuit a single diode in the case of a bridge rectifier package.

6.30.3 Certain failure modes in 6.30.2 need not be tested if, based on an engineering analysis of the circuit, one or both of the following criteria are met. The results of the engineering analysis shall be agreeable to all parties concerned.

- a) The failure mode does not interfere with the ability of the GFCI to respond to a line to ground fault.
- b) The failure mode results in 5.16.4 being met automatically, without assistance from the auto-monitoring function.

6.30.4 Failure modes that need to be investigated may, at the option of the manufacturer, be tested on previously tested samples if agreeable to all parties concerned.

6.30.5 The device power contacts shall be in the closed position at the start of the test. Power shall be applied externally by closing a switch in the supply. Each GFCI shall comply with 5.16.4 within the timing requirements of 5.16.2.

6.30.6 Trip time during auto-monitoring. The trip time relationship of 6.7.1.1 shall continue to be met during an automatic test interval. One sample shall be subjected to a limited high-resistance ground fault test in accordance with 6.30.7.

6.30.7 The test of 6.7.3 shall be conducted with $R_b = 500$ Ohms, at room temperature and at rated line voltage. Preconditioning by humidity, surge, drop or leakage current tests is not required to be conducted. The ground fault shall be applied when the auto monitoring function is active. It shall be permissible for the auto-monitoring function to be altered such that the auto-monitoring signal is being applied in the normal manner but continuously in order to test the GFCI.

6.30.8 As an alternative to meeting the requirements described in 6.30.5 - 6.30.6, failure modes in 6.30.2 that reference 6.30.8 may comply with the requirements listed below. A representative GFCI, having been subjected to a failure mode simulation, is to be correctly connected to rated line voltage and allowed to stabilize. The manually operated supervisory test function is to be performed, after which the reset button is to

be operated. Each representative GFCI shall be considered as meeting the requirements of Clause 6.26 if one of the following conditions is met:

- a) The GFCI visually or audibly indicates if it does not interrupt the electric circuit to all loads; or
- b) The GFCI interrupts the electric circuit to all loads or does not permit power to be applied to any loads, each time the reset is operated when reset is attempted.